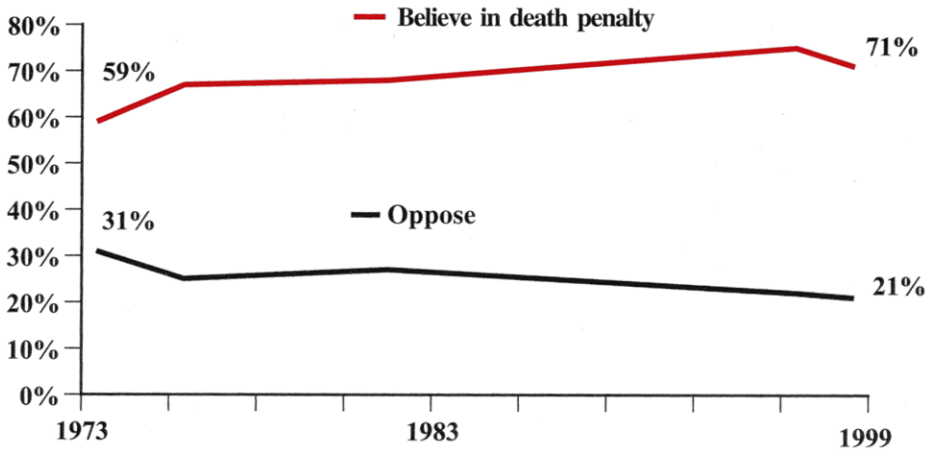
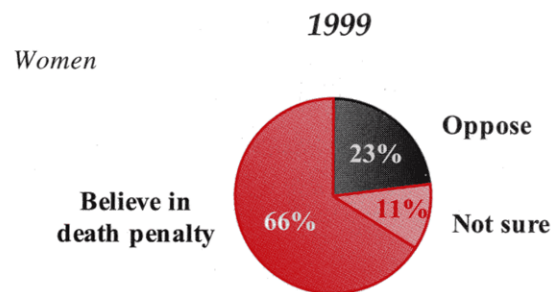
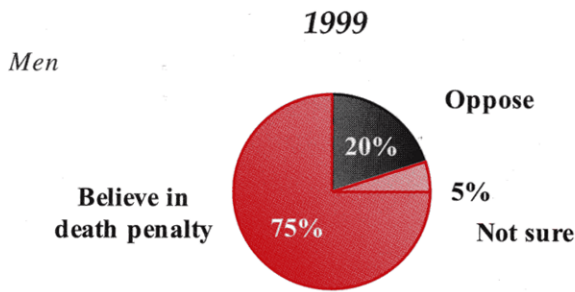


Question: Do you believe in capital punishment, that is the death penalty, or are you opposed to it?

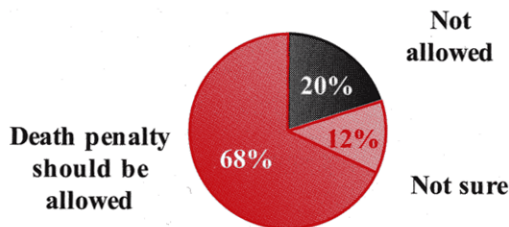


Year	Believe in	Oppose	Not Sure
1999	71%	21%	8%
1997	75%	22%	3%
1983	68%	27%	5%
1976	67%	25%	8%
1973	59%	31%	10%

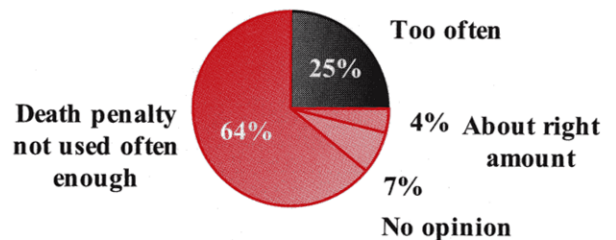


Note: In 1973, 1976, and 1983 question wording varied slightly.
Source: Surveys by Louis Harris and Associates, latest that of July 16-20, 1999.

Question: Should the death penalty be allowed in America today?



Question: In your opinion, is the death penalty imposed too often today or not often enough?



Source: Survey by Rasmussen Research, March 4, 1999.

Source: Survey by the Gallup Organization, February 8-9, 1999.

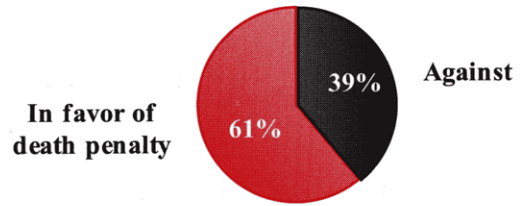
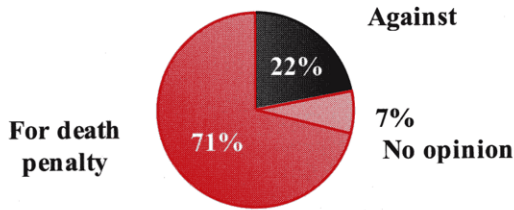
An Eye For An Eye

1999

1936

Question: Are you in favor of the death penalty for a person convicted of murder?

Question: Are you in favor of the death penalty for murder?



Source: Survey by the Gallup Organization, February 8-9, 1999.

Source: Survey by the Gallup Organization, December 2-7, 1936.

Question: Do you favor or oppose the death penalty for persons convicted of murder?



Year	Favor	Year	Favor
1998	68%	1984	70%
1996	71	1983	73
1994	74	1982	74
1993	72	1980	67
1991	72	1978	66
1990	75	1977	67
1989	74	1976	66
1988	71	1975	60
1987	70	1974	63
1986	71	1973	60
1985	76	1972	53

Highest recorded 76% Lowest recorded 53%

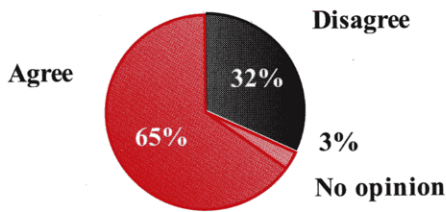
Average 69%

Source: Surveys by the National Opinion Research Center-General Social Survey, latest that of February 1-June 19, 1998.

1998	Favor Oppose		1998	Favor Oppose	
Sex			Race		
Men	74%	20%	White	72%	20%
Women	63	28	Black	45	45
Age			Education		
18 to 29	67	27	Less than HS	63	27
30 to 39	70	22	High School	71	21
40 to 49	67	25	Some College	70	22
50 to 59	67	25	College Grad	67	27
60 to 69	69	24	Post Grad	60	33
70 and older	64	25			
Region			Party ID		
Northeast	62	28	Democrat	62	31
South	69	23	Independent	67	23
Midwest	70	24	Republican	77	17
West	68	24			

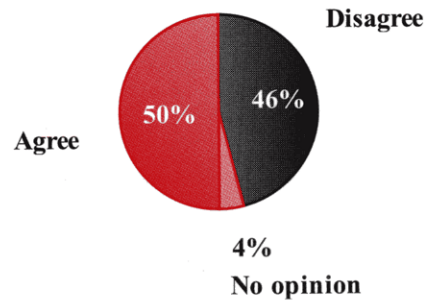
Source: Survey by the NORC-GSS, February 1-June 19, 1998.

Question: As I read each of these statements, would you tell me whether you agree or disagree with it. A poor person is more likely than a person of average or above average income to receive the death penalty for the same crime.



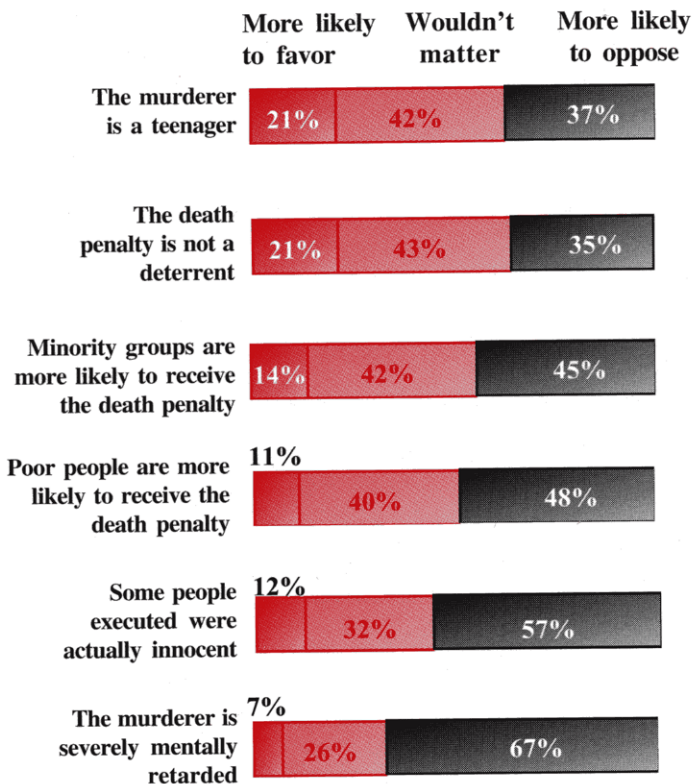
Source: Survey by the Gallup Organization, February 8-9, 1999.

Question: As I read each of these statements, would you tell me whether you agree or disagree with it. A black person is more likely than a white person to receive the death penalty for the same crime.



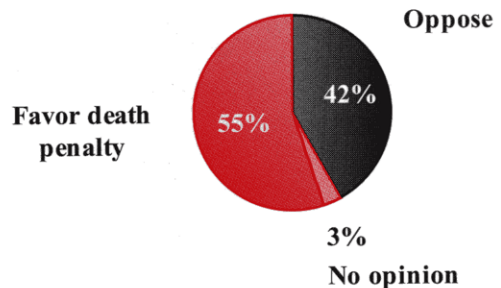
Source: Survey by the Gallup Organization, February 8-9, 1999.

Question: I'm going to read a list of items that affect some people's attitudes towards the death penalty. For each item please tell me if you would be more likely to favor the death penalty, more likely to oppose the death penalty, or it wouldn't matter. ... If it is true that ...the murderer is a teenager under the age of 18? ...the death penalty is not a deterrent to murder? ...members of minority groups are more likely than others to receive the death penalty for the same crimes? ...poor people are more likely than others to receive the death penalty for the same crimes? ...some people who have been executed were actually innocent? ...the murderer is severely mentally retarded?



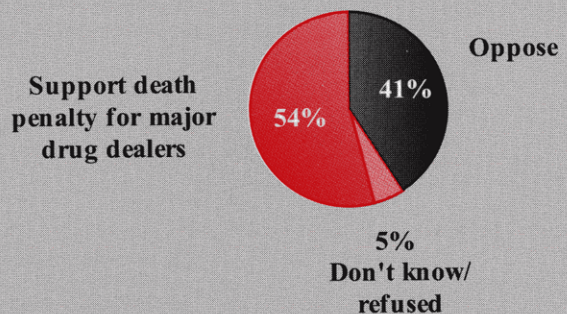
Source: Survey by the Public Policy Research Institute for Texas A&M University and Sam Houston University, June 6-26, 1995.

Question: Suppose new evidence showed that the death penalty does not act as a deterrent to murder—that it does not lower the murder rate. Would you favor or oppose the death penalty?



Source: Survey by the Gallup Organization, February 8-9, 1999.

Question: Do you support or oppose the death penalty for major drug dealers? And do you strongly support/oppose or only somewhat support/oppose?



Source: Survey by The Polling Company for the Family Research Council, January 17-20, 1998.

Other Options Weaken Support for Ultimate Penalty

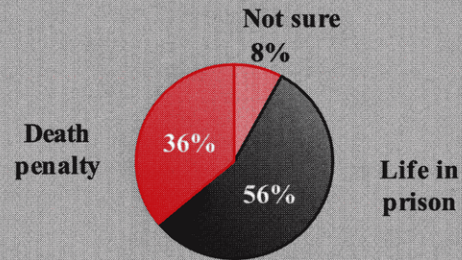
Question: What do you think should be the penalty for murder—the death penalty, or life imprisonment with absolutely no possibility of parole?



Source: Survey by the Gallup Organization, February 8-9, 1999.

What's Worse?

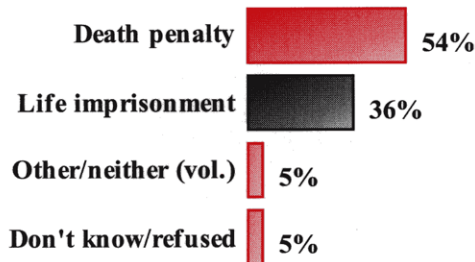
Question: Which punishment do you think is worse: Life in prison without parole or the death penalty?



Source: Survey by Opinion Dynamics for Fox News, January 21-22, 1998.

Question: What do you think should be the penalty for murder committed by a man—the death penalty or life imprisonment with absolutely no possibility of parole?

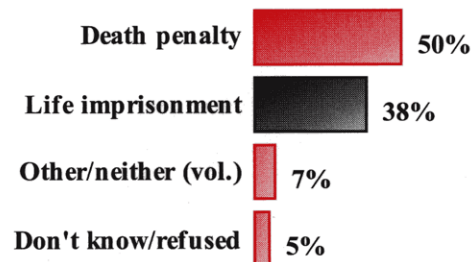
For men committing murder



Source: Survey by the Gallup Organization for CNN/USA Today, January 16-18, 1998.

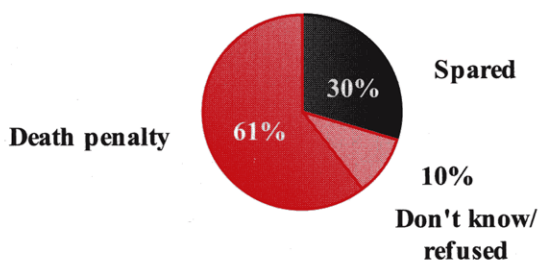
Question: What do you think should be the penalty for murder committed by a woman—the death penalty or life imprisonment with absolutely no possibility of parole?

For women committing murder



Source: Survey by the Gallup Organization for CNN/USA Today, January 16-18, 1998.

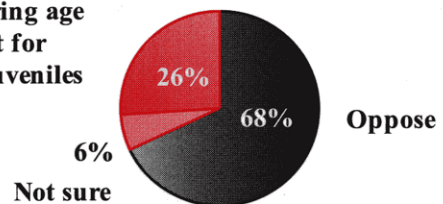
Question: When a teenager commits a murder and is found guilty by a jury, do you think he should get the death penalty or should he be spared because of his youth?



Source: Survey by the Gallup Organization for CNN/USA Today, September 6-7, 1994.

Question: For each item I read, please tell me whether this is something you strongly favor, somewhat favor, somewhat oppose, or strongly oppose)... Lowering the age at which the death penalty can be applied to juveniles under the age of fourteen.

Favor lowering age requirement for executing juveniles



Source: Survey by NBC News/Wall Street Journal, June 16-19, 1999.