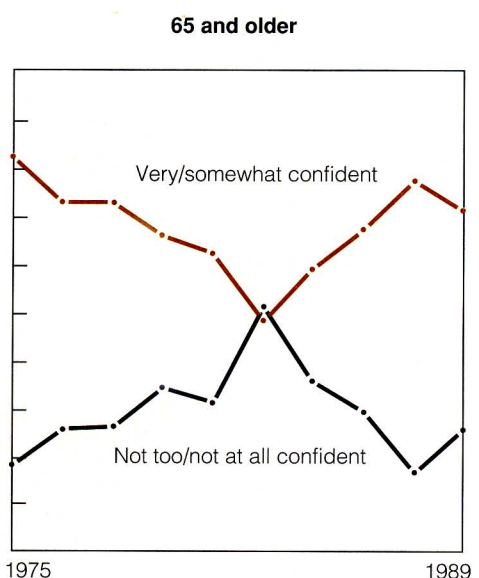
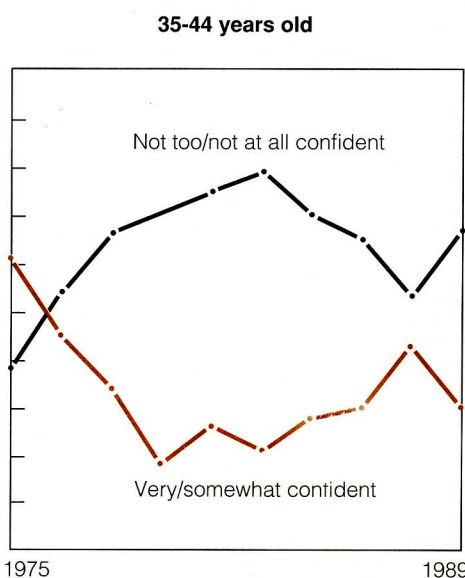
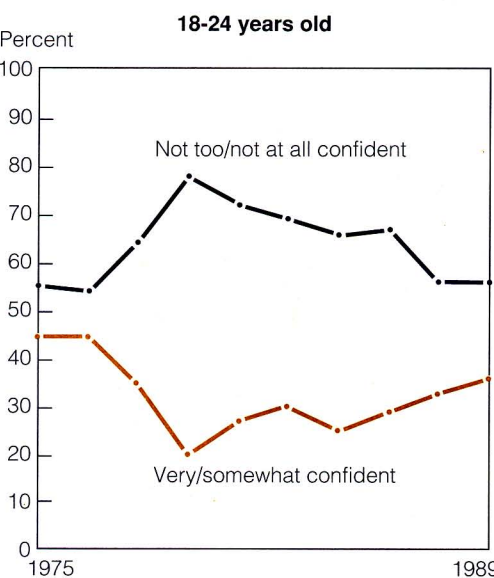
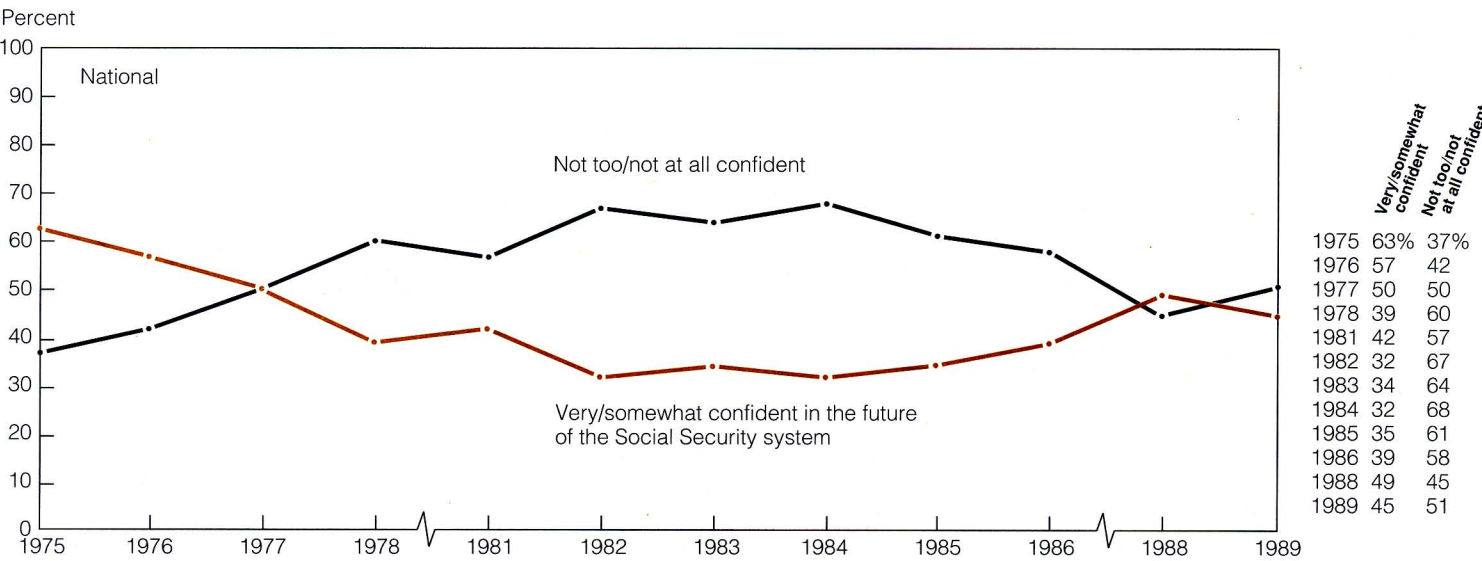


# SOCIAL SECURITY SENTIMENTS

**Question:** How confident are you, yourself, in the future of the Social Security system. Would you say you are very confident, somewhat confident, not too confident, or not at all confident?



**Source:** Survey by the American Council of Life Insurance (Monitoring Attitudes of the Public), latest that of May 20-June 10, 1989.

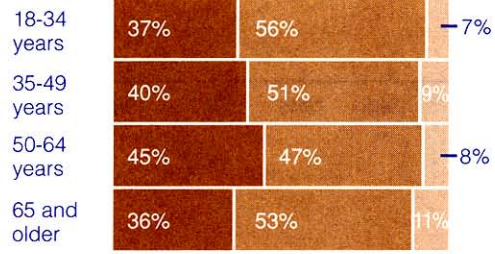
Confidence in the future of the Social Security system declined during the 1970s and 1980s but showed an uptick in 1988 and 1989. The elderly remain confident, while the young are not.

**Question:** There has recently been a suggestion that the 1990 Social Security tax increase be cancelled. Those in favor of cancelling the increase say the Social Security fund is running a surplus and that this tax increase is unnecessary now. Those opposed to cancelling the tax increase say the surplus is needed to hold down the size of the federal budget deficit and to make sure the Social Security fund is sound for the future. Do you favor or oppose the proposed cancellation of the Social Security tax increase?


■ Favor cancelling the Social Security tax increase
 ■ Oppose
 ■ Not sure



**By age:**



**By income:**

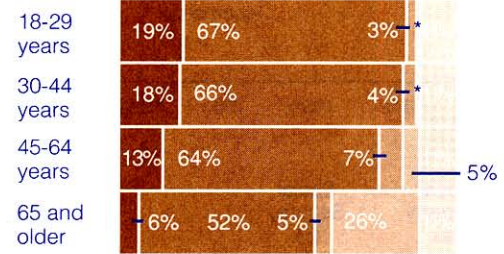


**Question:** Do you and your family pay more money to the government in Social Security taxes, or more in Federal income taxes?


■ Pay more money to the government in Social Security taxes
 ■ Federal income taxes
 ■ Same (vol.)
 ■ Don't pay (vol.)
 ■ Don't know/no answer



**By age:**



**By income:**




**Question:** If taxes are cut, which would you most prefer—to cut the federal income tax, or to cut the Social Security tax?


■ Would most prefer to cut the Federal income tax
 ■ Social Security tax
 ■ Both/neither (vol.)
 ■ Don't know/no answer



**By age:**



**By income:**



Source: Survey by NBC News/Wall Street Journal, January 13-16, 1990.

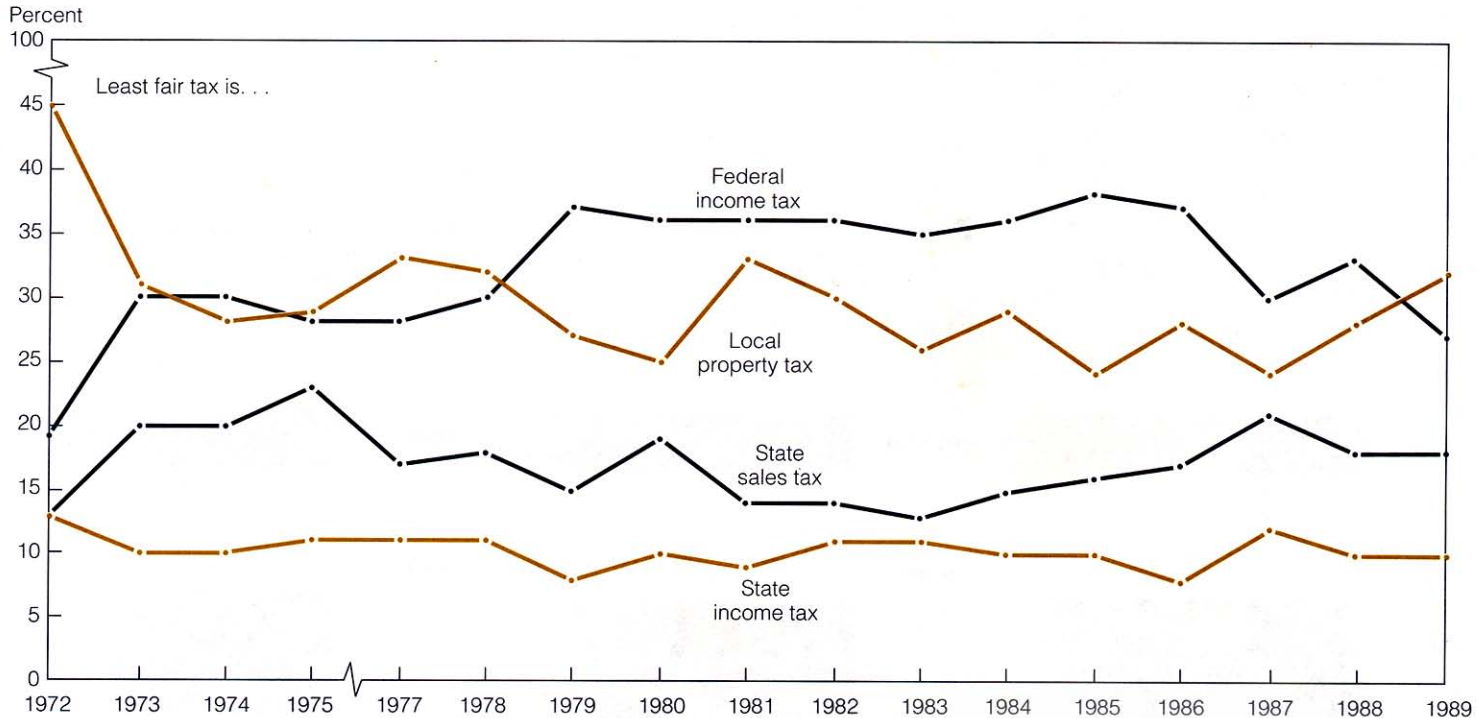
Note: \* = 2% or less.

Source: Survey by CBS News/New York Times, January 13-15, 1990.

In early January, majorities in an NBC/WSJ question opposed cancelling the Social Security tax increase. In a CBS/NYT question, majorities preferred a cut in the federal income tax to one in Social Security.

# THE LEAST FAIR TAX

**Question:** Which do you think is the worst tax—that is, the least fair?



Least fair tax is . . .

	Federal income tax	State income tax	State sales tax	Local property tax	Social Security tax
1972	19%	13%	13%	45%	
1973	30	10	20	31	
1974	30	10	20	28	
1975	28	11	23	29	
1977	28	11	17	33	
1978	30	11	18	32	
1979	37	8	15	27	
1980	36	10	19	25	
1981	36	9	14	33	
1982	36	11	14	30	
1983	35	11	13	26	
1984	36	10	15	29	
1985	38	10	16	24	
1986	37	8	17	28	
1987	30	12	21	24	
1988	33	10	18	28	
1988*	26	9	15	24	17%
1989	27	10	18	32	
1989*	21	9	14	28	18

**Note:** "Don't know" not shown. \* = results when Social Security tax is included in the question.

**Source:** Surveys by Opinion Research Corporation, 1972-1982; the Gallup Organization for the Advisory Commission on Intergovernmental Relations, 1983-1989, latest that of June 10-18, 1989.

In 1989, the local property tax overtook the federal income tax as the worst tax. When the Social Security tax was included in the evaluation in 1988 and 1989, it was the third most resented tax.