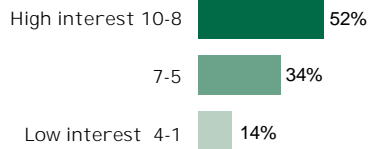


Get Out the Vote

Question:

How much interest do you have in following news about the elections in November, using a 1 to 10 scale where a 10 means you have a lot of interest and a 1 means you have no interest at all?

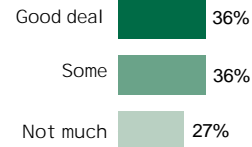


Note: Asked of registered voters.

Source: Survey by Ipsos-Reid/Cook Political Report, August 2-18, 2002.

Question:

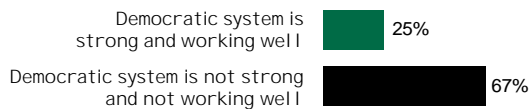
How much do you feel that having elections makes the government pay attention to what people think—a good deal, some, or not much?



Source: Survey by CBS News, January 15-17, 2001.

Question:

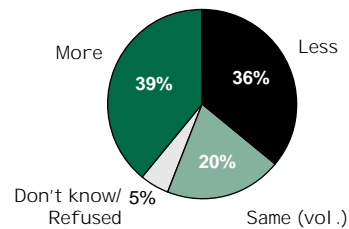
Let me read you a series of challenges our country has faced. For each one of these challenges, please tell me whether you think it shows that our democratic system is strong and working well, or whether you think it shows that our system is not strong and not working well—the fact that fifty percent of eligible voters actually voted [in 2000].



Source: Survey by NBC News/Wall Street Journal, December 7-10, 2000.

Question:

Thinking about the congressional elections that will be held this November, compared to previous elections, are you more enthusiastic about voting than usual, or less enthusiastic?



Source: Survey by Princeton Survey Research Associates/Pew Research Center, June 19-23, 2002.

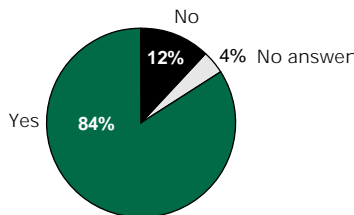
Liars...

Damn Liars...

And Patriots

Question:

Do you, yourself, plan to vote in the election this November, or not?

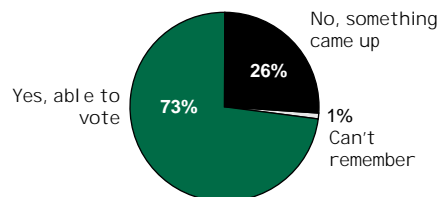


In the last midterm elections (1998), voter turnout was about 36%.

Source: Survey by Gallup/CNN/USA Today, July 26-28, 2002.

Question:

In the last election in 2000, were you able to vote, or did something come up that prevented you from voting?

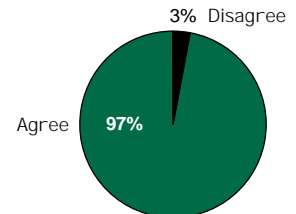


In the 2000 elections, turnout was about 51%.

Source: Survey by Gallup/Harwood Institute, January 4-20, 2002.

Question:

[Do you agree or disagree that voting] is an important part of patriotism...?



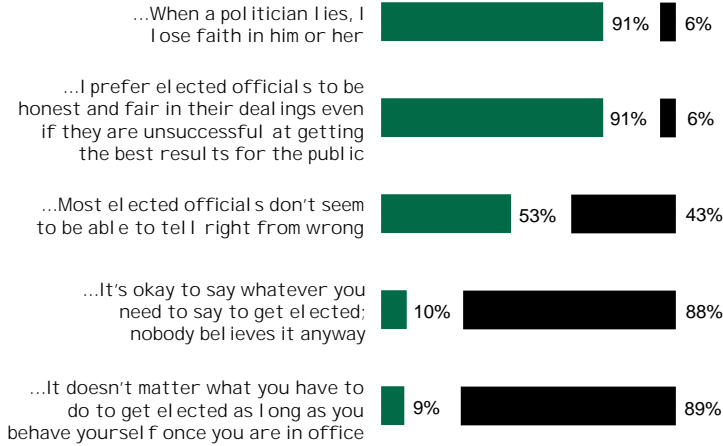
Source: Survey by Gallup/Harwood Institute, January 4-20, 2002.

Campaign Promises

Questions:

...Please tell me whether you strongly agree, somewhat agree, somewhat disagree or strongly disagree with each one...

■ STRONGLY OR SOMEWHAT AGREE ■ SOMEWHAT OR STRONGLY DISAGREE



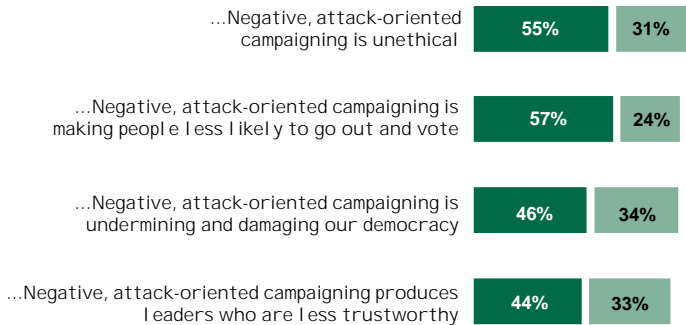
Note: Asked of likely voters.

Source: Survey by Lake Snell Perry & Associates and Deardourff/The Media Company, for the Institute for Global Ethics, June 6-11, 2002.

Questions:

...Please tell me whether you strongly agree, somewhat agree, somewhat disagree or strongly disagree with each one...

■ STRONGLY AGREE ■ SOMEWHAT AGREE

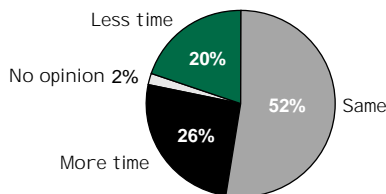


Note: Asked of likely voters.

Source: Survey by Lake Snell Perry & Associates and Deardourff/The Media Company, for the Institute for Global Ethics, June 6-11, 2002.

Question:

Just your best guess: Do you think the candidates for Congress this year will spend more time, less time or about the same amount of time than in past elections engaging in negative campaigning and attacking their opponents?

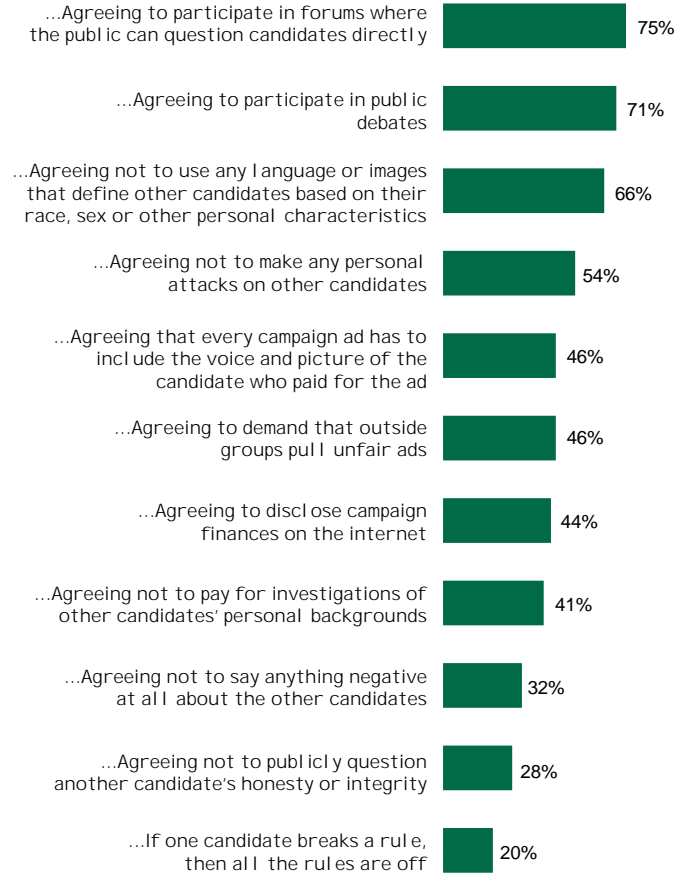


Source: Survey by *The Washington Post*, February 19-21, 2002.

Questions:

I'm going to read a list of different rules that might be included in a code of campaign conduct. For each one, please tell me how important you think it would be to include in a code of conduct for election campaigns—very important, somewhat important, not very important, or not at all important...

PERCENT RESPONDING VERY IMPORTANT



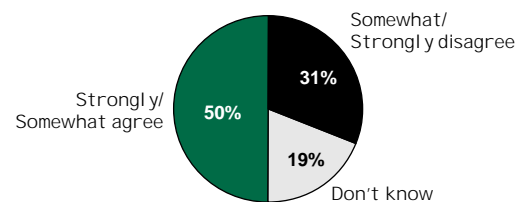
Note: Asked of likely voters.

Source: Survey by Lake Snell Perry & Associates and Deardourff/The Media Company, for the Institute for Global Ethics, June 6-11, 2002.

Promising Change

Question:

...[P]lease tell me whether you strongly agree, somewhat agree, somewhat disagree, or strongly disagree—I have more optimism about government since campaign finance reform passed Congress and will be implemented in November.



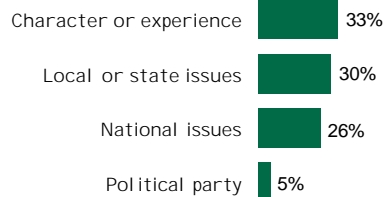
Note: Asked of likely voters.

Source: Survey by Lake Snell Perry & Associates and Deardourff/The Media Company, for the Institute for Global Ethics, June 6-11, 2002.

Factors to Weigh

Question:

What will make the biggest difference in how you vote for Congress in your district—national issues, local or state issues, the candidate's political party, or the candidate's character or experience?

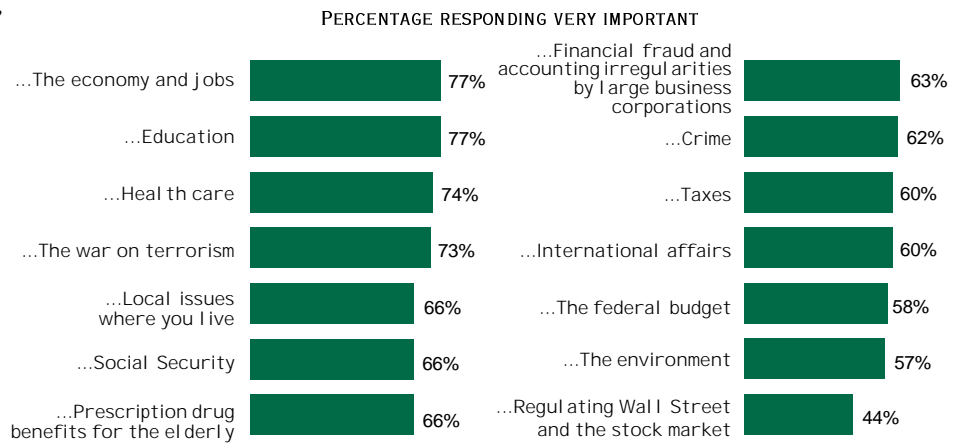


Note: Asked of registered voters.

Source: Survey by Princeton Survey Research Associates/Pew Research Center, June 19-23, 2002.

Questions:

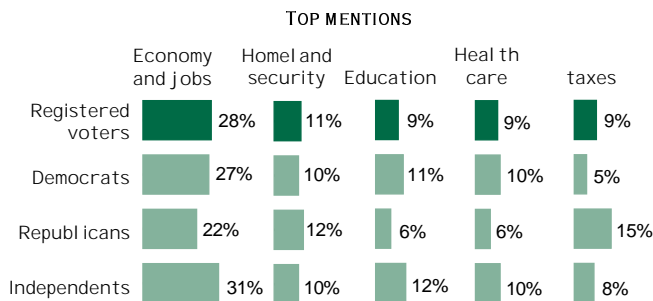
In deciding your vote for the US House, how much of a factor will... be very important, somewhat important, not so important, or not important at all?



Source: Survey by ABC News/Washington Post, July 11-15, 2002.

Question:

What issue will be most important to you when you decide which congressional candidate to vote for on November 5?

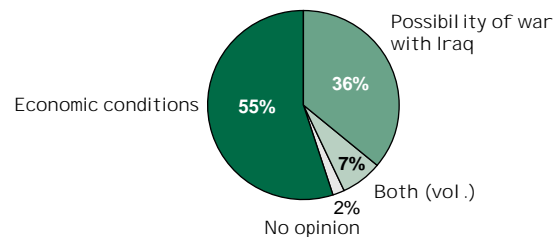


Note: Asked of registered voters. Up to two replies were accepted.

Source: Survey by Los Angeles Times, August 22-25, 2002.

Question:

Thinking ahead to the elections for Congress this November, if you had to choose, which of the following issues will be more important to your vote—economic conditions or the possibility of war with Iraq?

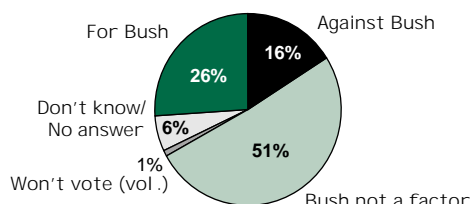


Source: Survey by Gallup/CNN/USA Today, August 19-21, 2002.

Bush in the Background

Question:

Do you think of your vote for Congress this fall as a vote for George W. Bush, or as a vote against George W. Bush, or isn't George W. Bush much of a factor in your vote for Congress?

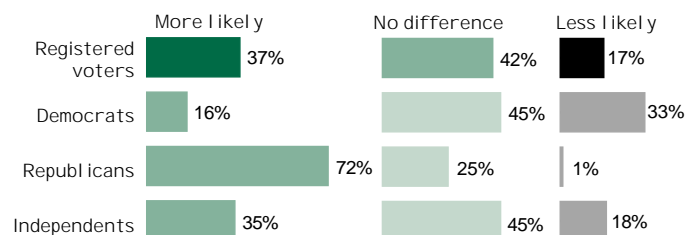


Note: Asked of registered voters.

Source: Survey by CBS News/New York Times, July 13-16, 2002.

Question:

If you knew that voting a particular candidate for Congress into office would help President Bush implement and pass his economic and political programs, would that make you more likely or less likely to vote for that particular candidate, or would it make no difference in how you would vote?



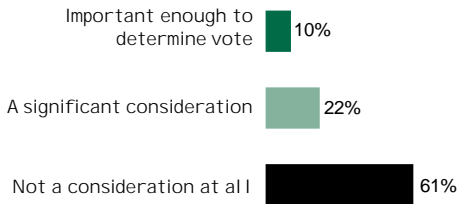
Note: Asked of registered voters.

Source: Survey by Los Angeles Times, August 22-25, 2002.

Incumbents Upon Us

Question:

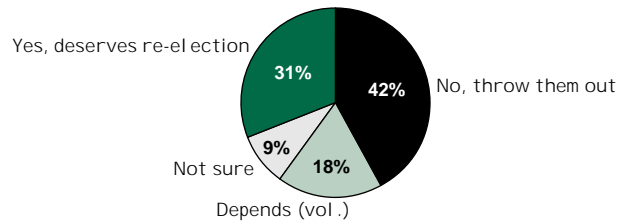
...[P]lease tell me whether this factor will be important enough to determine your vote, a significant consideration, or not a consideration at all— the candidate is the incumbent.



Source: Survey by NBC News/Wall Street Journal, January 18-21, 2002.

Question:

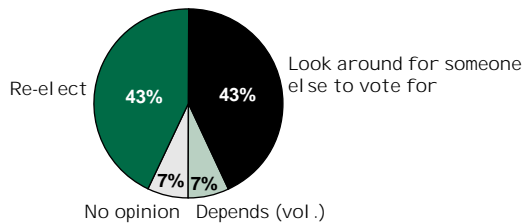
When you think about Congress, do you think the average representative deserves to be re-elected, or would we be better off throwing most of them out and starting over with new people?



Note: Asked of registered voters.
Source: Survey by Opinion Dynamics/Fox News, August 6-7, 2002.

Question:

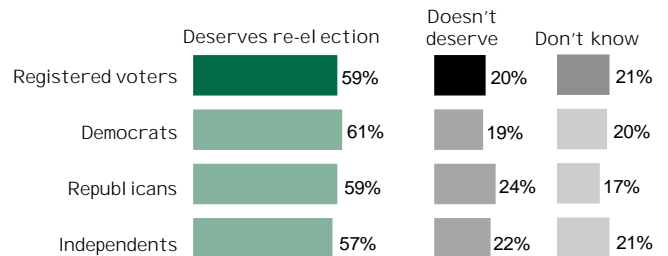
Right now, are you inclined to vote to re-elect your representative in Congress in the next election, or are you inclined to look around for someone else to vote for?



Source: Survey by The Washington Post, September 3-6, 2002.

Question:

Do you think the US representative in Congress who represents your district deserves to be re-elected to another term, or not?

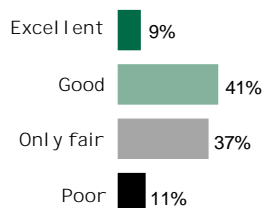


Note: Asked of registered voters.
Source: Survey by Los Angeles Times, August 22-25, 2002.

Media Play a Part

Question:

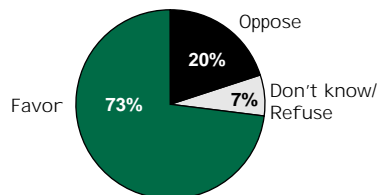
In general, how well do you think television and radio stations do in informing the public about political candidates and campaigns— would you say they do an excellent job, a good job, only a fair job, or a poor job?



Source: Survey by Princeton Survey Research Associates/Pew Research Center, May 8-16, 2002.

Question:

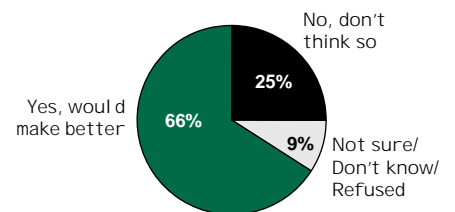
As you may know, there have been proposals in recent years to require broadcasters to provide free television airtime before elections for the candidates to discuss the issues. Would you favor or oppose such a proposal?



Source: Survey by Princeton Survey Research Associates/Pew Research Center, May 8-16, 2002.

Question:

Do you think such a proposal would make political campaigns much better, or don't you think so?

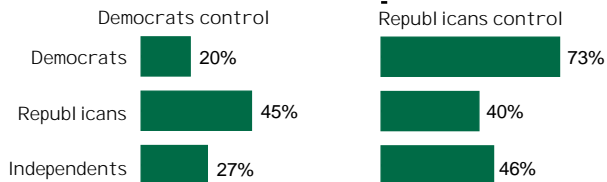


Source: Survey by Princeton Survey Research Associates/Pew Research Center, May 8-16, 2002.

Party Time

Question:

Which party do you think controls the congressional agenda in Washington?

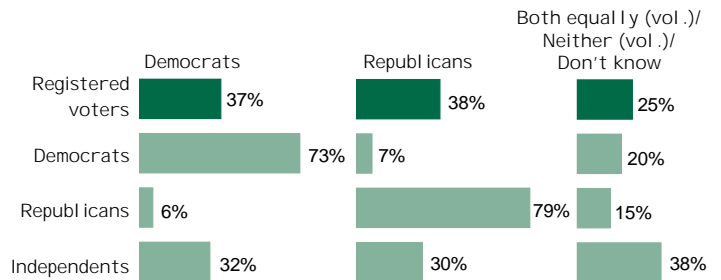


Note: Asked of registered voters.

Source: Survey by Ipsos-Reid/Cook Political Report, August 16-18, 2002.

Question:

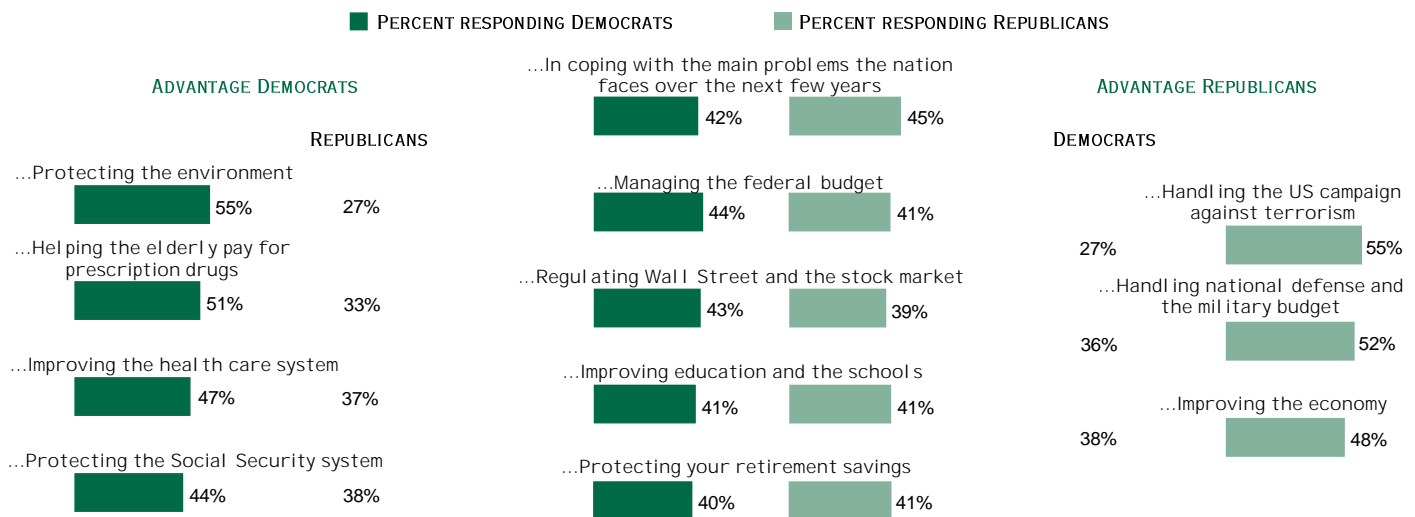
Which party, the Democrats or the Republicans, do you think can do a better job handling the major problems facing the country?



Source: Survey by Los Angeles Times, August 22-25, 2002.

Questions:

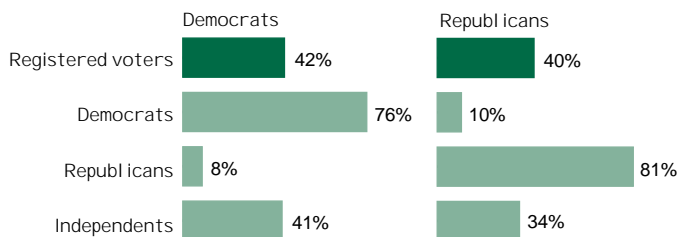
Which political party, the Democrats or the Republicans, do you trust to do a better job...?



Source: Survey by ABC News/Washington Post, July 11-15, 2002.

Question:

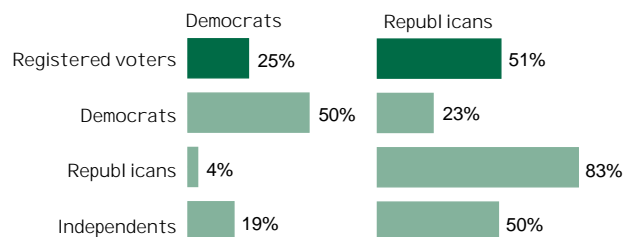
Which party, the Democrats or the Republicans, do you think can do a better job handling the nation's economy?



Source: Survey by Los Angeles Times, August 22-25, 2002.

Question:

Which party, the Democrats or the Republicans, do you think can do a better job handling national security and the war on terrorism?

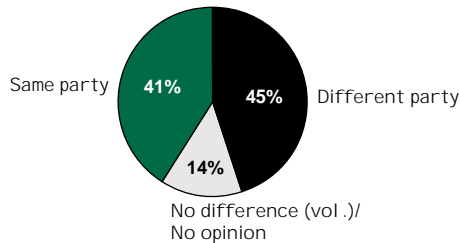


Source: Survey by Los Angeles Times, August 22-25, 2002.

Control of Congress

Question:

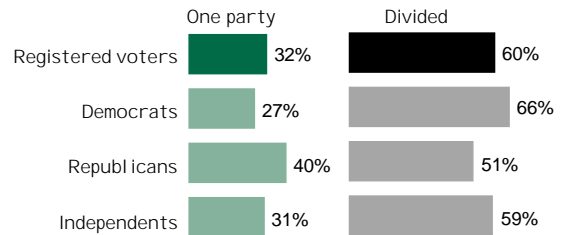
Do you think it is better for the country to have a president who comes from the same political party that controls Congress, or do you think it is better to have a president from one political party and Congress controlled by another?



Source: Survey by ABC News/ *Washington Post*, July 11-15, 2002.

Question:

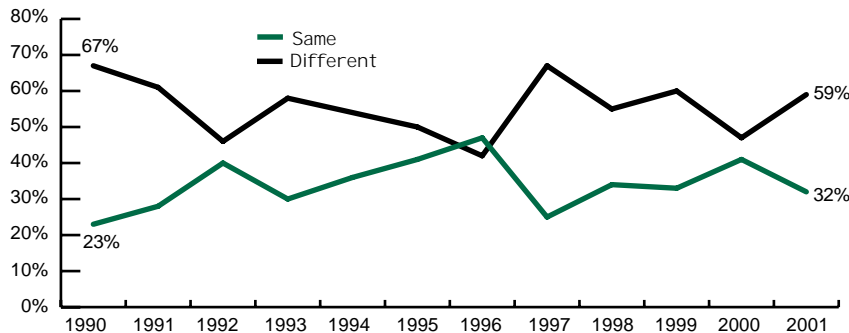
Do you think it is better for the country when one political party controls both the White House and Congress, or do you think it is better when the White House and Congress are divided between two different political parties?



Source: Survey by *Los Angeles Times/Nation*, August 22-25, 2002.

Question:

In general, do you think it is better for the same political party to control both the Congress and the presidency so they can work together more closely, or do you think it is better to have different political parties controlling the Congress and the presidency to prevent either one from going too far?



	Same	Different
October 19-21, 1990*	23%	67%
July 26-29, 1991*	28	61
September 12-15, 1992*	40	46
October 22-26, 1993	30	58
October 14-18, 1994*	36	54
December 1-5, 1995	41	50
September 12-17, 1996*	47	42
September 11-15, 1997	25	67
September 10-13, 1998	34	55
December 9-12, 1999	33	60
September 7-10, 2000*	41	47
December 8-10, 2001	32	59

*Asked of registered voters

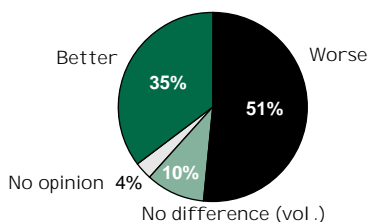
Source: Surveys by NBC News/ *Wall Street Journal*, latest that of December 8-10, 2001.

All Things Being Equal

Questions:

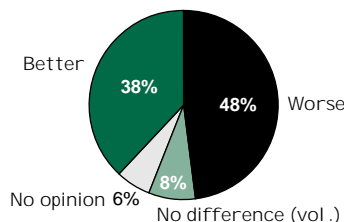
As you may know, the control of the Congress is currently divided, with Democrats controlling the Senate and Republicans controlling the House of Representatives, while a Republican is president. Do you think it would be better or worse for the country than it is now if the...

...Republican Party won control of both the Senate and the House in this year's elections?



Source: Survey by ABC News/ *Washington Post*, July 11-15, 2002.

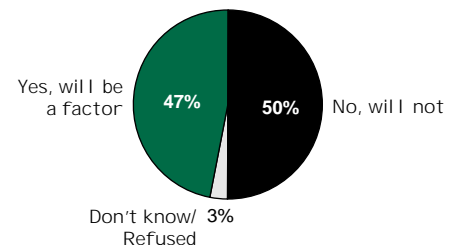
...Democratic Party won control of both the Senate and the House in this year's elections?



Source: Survey by ABC News/ *Washington Post*, July 11-15, 2002.

Question:

Thinking about your vote for Congress this fall, will the issue of which party controls Congress, the Republicans or the Democrats, be a factor in your vote, or not?



Note: Asked of registered voters.

Source: Survey by Princeton Survey Research Associates/Pew Research Center, June 19-23, 2002.