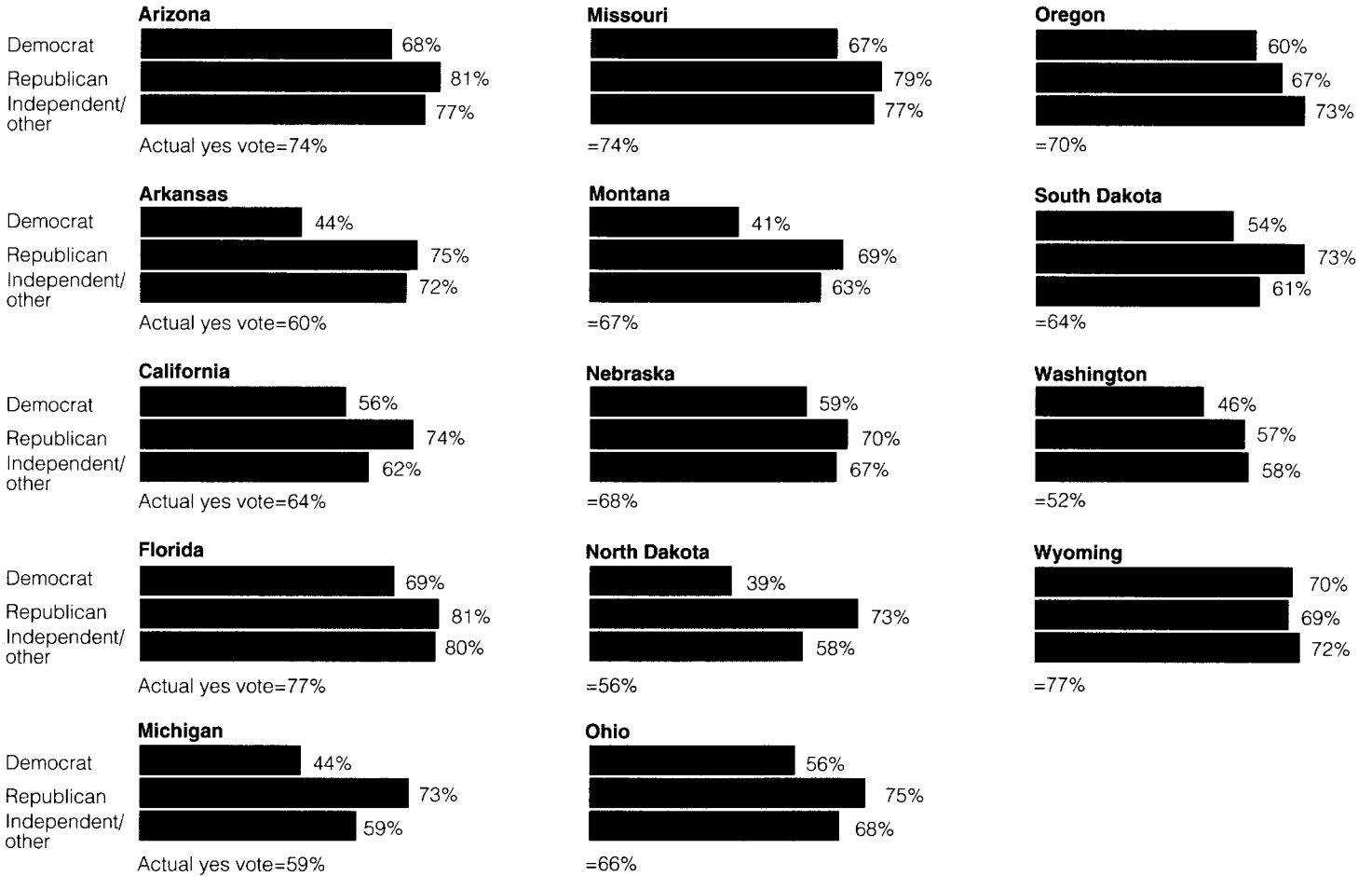


Term Limits

Term limits passed in each of the 14 states where they were on the ballot. With the exception of voters in Wyoming, Democratic voters were significantly less supportive of term limits than were Republicans and independents. These findings for voters during actual campaigns on term limits stand in striking contrast to findings for all adult respondents or self-described registered voters in polls taken when no campaign on term limits was going on.

Support for term limits* by party identification

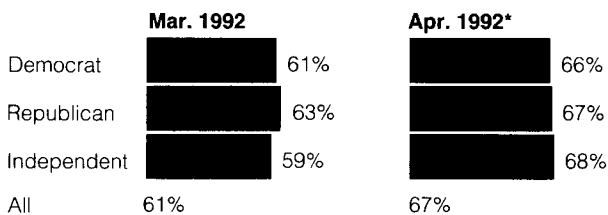


Note: *Voters in fourteen states passed limits on the number of years that U.S. members of Congress and (except in North Dakota) state senators and representatives can serve.

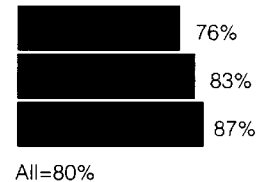
Question: **Do you think the number of years served by a member of the U.S. Senate or House of Representatives should be limited to 12 years, or do you think they should serve as long as voters keep re-electing them?**

Question: **Do you think there should or should not be a limit on the number of terms to which a senator or member of Congress can be elected?**

Terms for members of the U.S. Congress should be limited to 12 years



Should be a limit on the number of terms to which members of Congress can be elected



Note: *Sample=registered voters.

Source: Surveys by the Gallup Organization, latest that of April 20-22, 1992.

Note: Sample=registered voters.

Source: Survey by NBC News/Wall Street Journal, April 11-14, 1992.