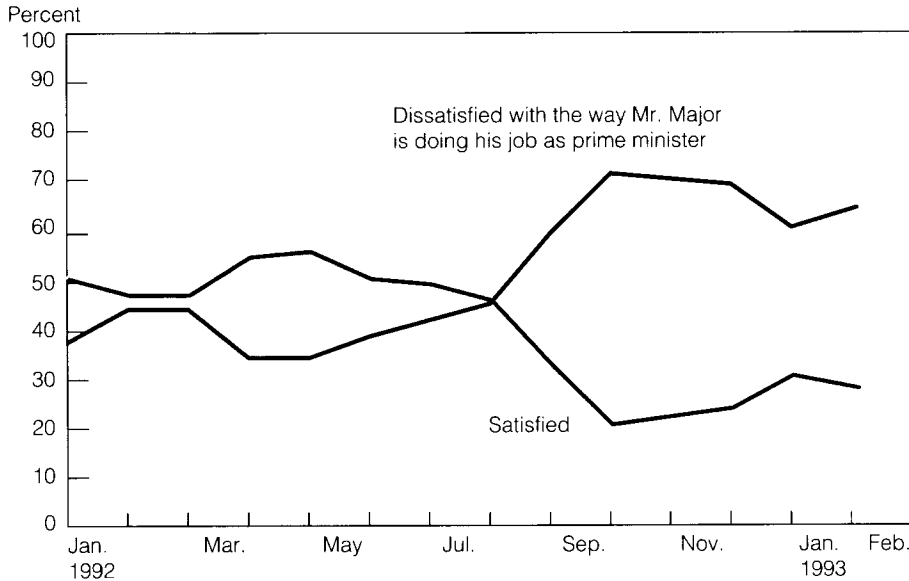


RATING WORLD LEADERS

When Brian Mulroney announced his resignation on February 24, he had the lowest approval rating of any Canadian prime minister. A look at the standings of other world leaders suggests that Mulroney is not alone in public disfavor.

Question: **Are you satisfied or dissatisfied with the way Mr. Major is doing his job as prime minister? (MORI)**



MORI

	Satisfied	Dissatisfied
1992		
Jan.	51%	38%
Feb.	48	44
Mar.	48	44
Apr.	55	35
May	56	35
Jun.	51	39
Jul.	50	42
Aug.	47	46
Sep.	33	60
Oct.	21	72
Nov.	—	—
Dec.	25	69

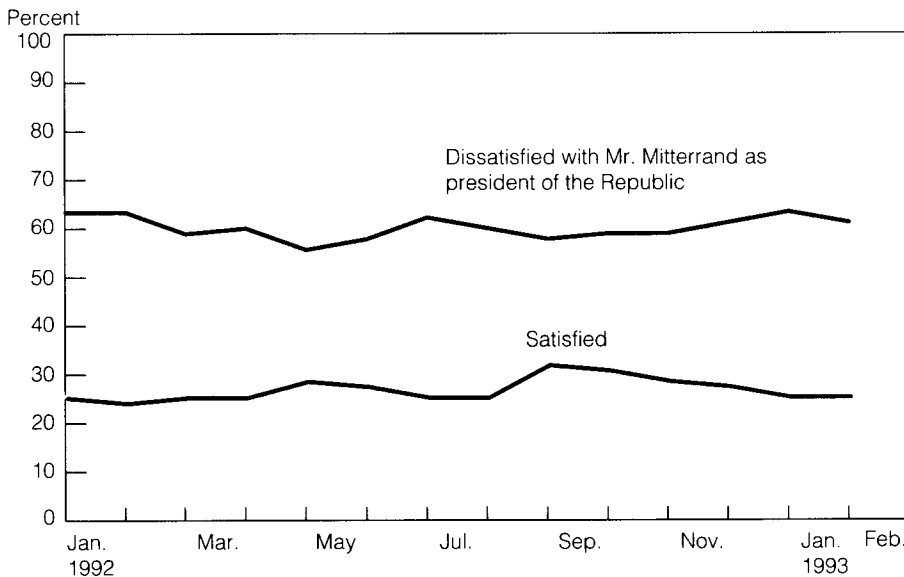
BRITISH GALLUP

	Satisfied	Dissatisfied
Jan.-Mar. data		
Jan.-Mar. data	49%*	42%*
Apr.	56	35
May	53	37
Jun.	52	39
Jul.	49	41
Aug.	50	41
Sep.	39	52
Oct.	26	67
Nov.	23	69
Dec.	27	66

1993		
Jan.	31	61
Feb.	28	64

Source: Surveys by Market Opinion Research International, Ltd. (above), latest that of February 18-22, 1993 for *The Times*, and Social Surveys (Gallup Poll) Ltd. (above right), latest that of February 2-March 2, 1993.

Question: **Are you satisfied or dissatisfied with Mr. François Mitterrand as president of the Republic? (IFOP)**



IFOP

	Satisfied	Dissatisfied
1992		
Jan.	26%	63%
Feb.	24	63
Mar.	26	59
Apr.	26	60
May	29	56
Jun.	28	58
Jul.	26	62
Aug.	26	60
Sep.	32	58
Oct.	31	59
Nov.	29	59
Dec.	28	61

BVA

	Favorable	Unfavorable
Jan.-Mar. data		
Jan.-Mar. data	34%	58%
Apr.	38	55
May	40	50
Jun.	38	55
Jul.	35	58
Aug.	—	—
Sep.	39	54
Oct.	36	56
Nov.	36	56
Dec.	32	60

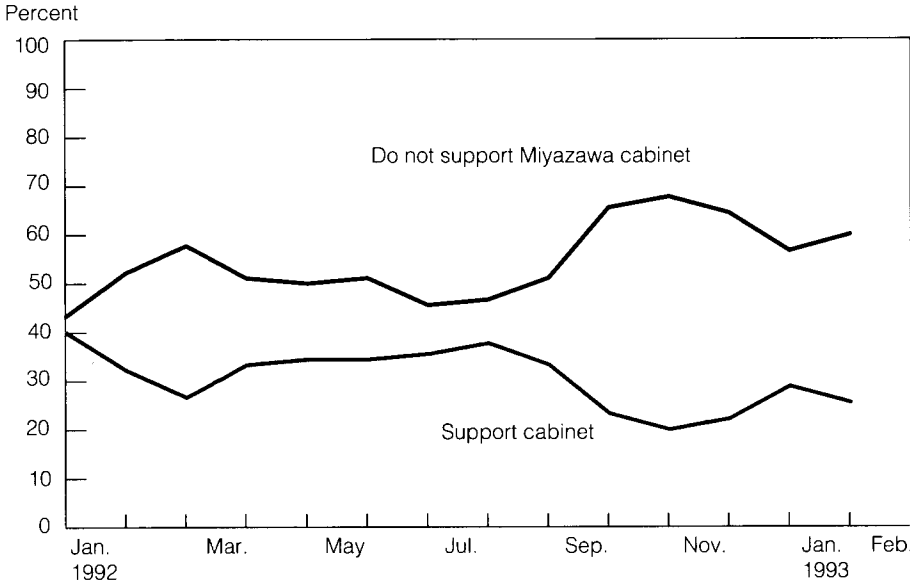
1993		
Jan.	26	63
Feb.	26	61

Note: BVA question wording—What is your opinion of Mr. François Mitterrand as president of the Republic?

Source: Surveys by the Institut Français D'Opinion Publique et D'Étude de Marchés (above) for *Le Journal Du Dimanche*, latest that of January 29-February 6, 1993, and Brulé Ville Associés (above right) for *Paris-Match*, latest that of February 15-19, 1993.

John Major, François Mitterrand, and the cabinet of Kiichi Miyazawa all have low ratings. Helmut Kohl's ratings have also suffered over the past year, among all Germans and his fellow Christian Democrats.

Question: **Do you support the Miyazawa cabinet? (YS)**



YOMIURI SHIMBUN

ASAHI SHIMBUN

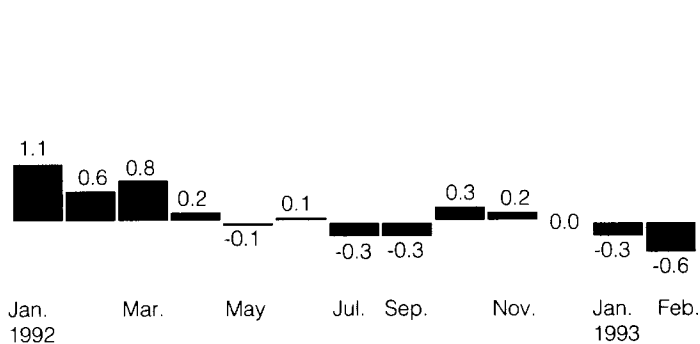
	Support	Do not	Support	Do not
1992				
Jan.	40%	43%	—	—
Feb.	32	53	—	—
Mar.	27	58	27%	56%
Apr.	33	51	33	47
May	35	50	—	—
Jun.	35	51	—	—
Jul.	36	46	—	—
Aug.	38	47	—	—
Sep.	34	51	33	47
Oct.	23	66	—	—
Nov.	20	68	—	—
Dec.	22	65	20	63
1993			1993	
Jan.	29	57	—	—
Feb.	26	60	24	58

Source: Surveys by the *Yomiuri Shimbun* (above), latest that of February 20–21, 1993, and the *Asahi Shimbun* (above right), latest that of February 28–March 1, 1993.

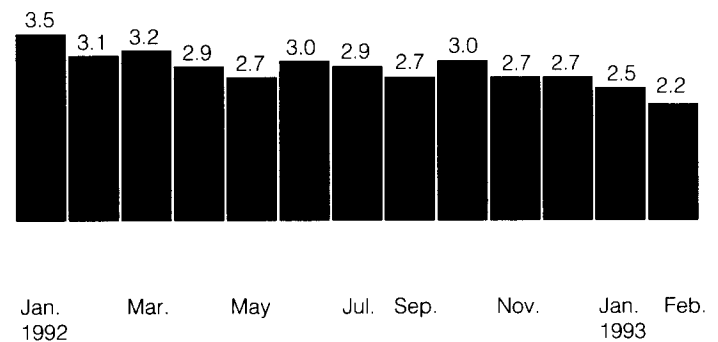
Question: **I have here cards with the names of leading politicians. With the help of this scale—positive five means that you think very highly of this politician, negative five means that you don't think very highly of this politician—tell me how you regard.... Helmut Kohl.**

Ratings of Chancellor Helmut Kohl
(Average response)

All Germans



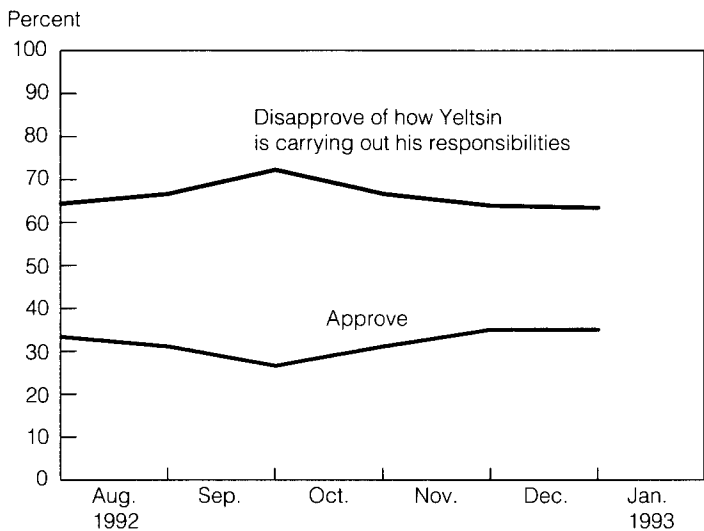
Members of Kohl's political party (Christian Democrats)



Source: Surveys by FGW Mannheim for the ZDF (German TV, Second Channel), latest that of February 19, 1993.

Pollsters find Yeltsin's standing slipping, too. Americans tend to greet their presidents with high expectations, and Clinton is no exception. He began his tenure with a 51 percent approval rating. In an unusual development in polling, Clinton's disapproval numbers doubled quickly. Announcement of his economic plan boosted his approval rating.

Question: **Do you approve or disapprove of how Boris Yeltsin is carrying out his responsibilities? (VCIOM)**

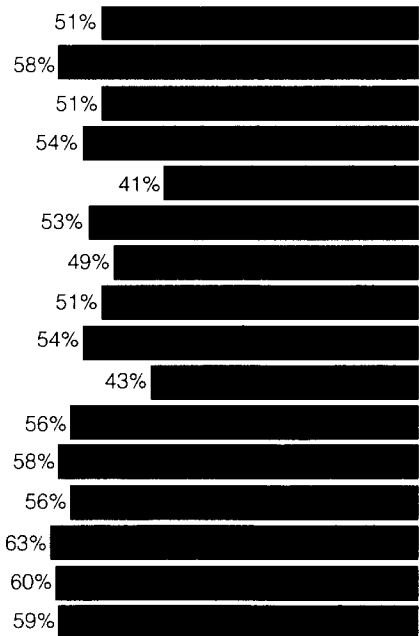


OPINION IN RUSSIA

VCIOM*		TIMES MIRROR CENTER**		PUBLIC OPINION FOUNDATION*				
	Approve	Disapprove	Favorable	Unfavorable	Positive	Negative		
1992								
Aug.	33%	65%	May 1991	55%	38%	Feb.-Mar. 1992	48%	29%
Sep.	31	67	Sep.	85	10	Apr.-May	36	35
Oct.	27	72	1992			Jun.-Jul.	33	41
Nov.	31	67	Nov.	54	38	Oct.-Nov.	28	44
Dec.	35	64						
1993								
Jan.	35	63						

Note: *Samples=adult population of Russia. **Sample=adult (15+ years) population in the European part of Russia which includes the territory from the Baltic to the Urals. Question wordings—Now I'd like your opinion about some people and other things using this card. As I read from a list tell me which category best describes your overall opinion of that person, place, or thing that I mention (Times Mirror); How do you feel about the activities of President Yeltsin? (Public Opinion Foundation).
Source: Surveys by the Russian Center for Public Opinion and Market Research—Moscow (VCIOM) (above), the Times Mirror Center for the People and the Press (above right), and the Public Opinion Foundation—Moscow (above right).

Approve of the job President Clinton is doing



Disapprove

