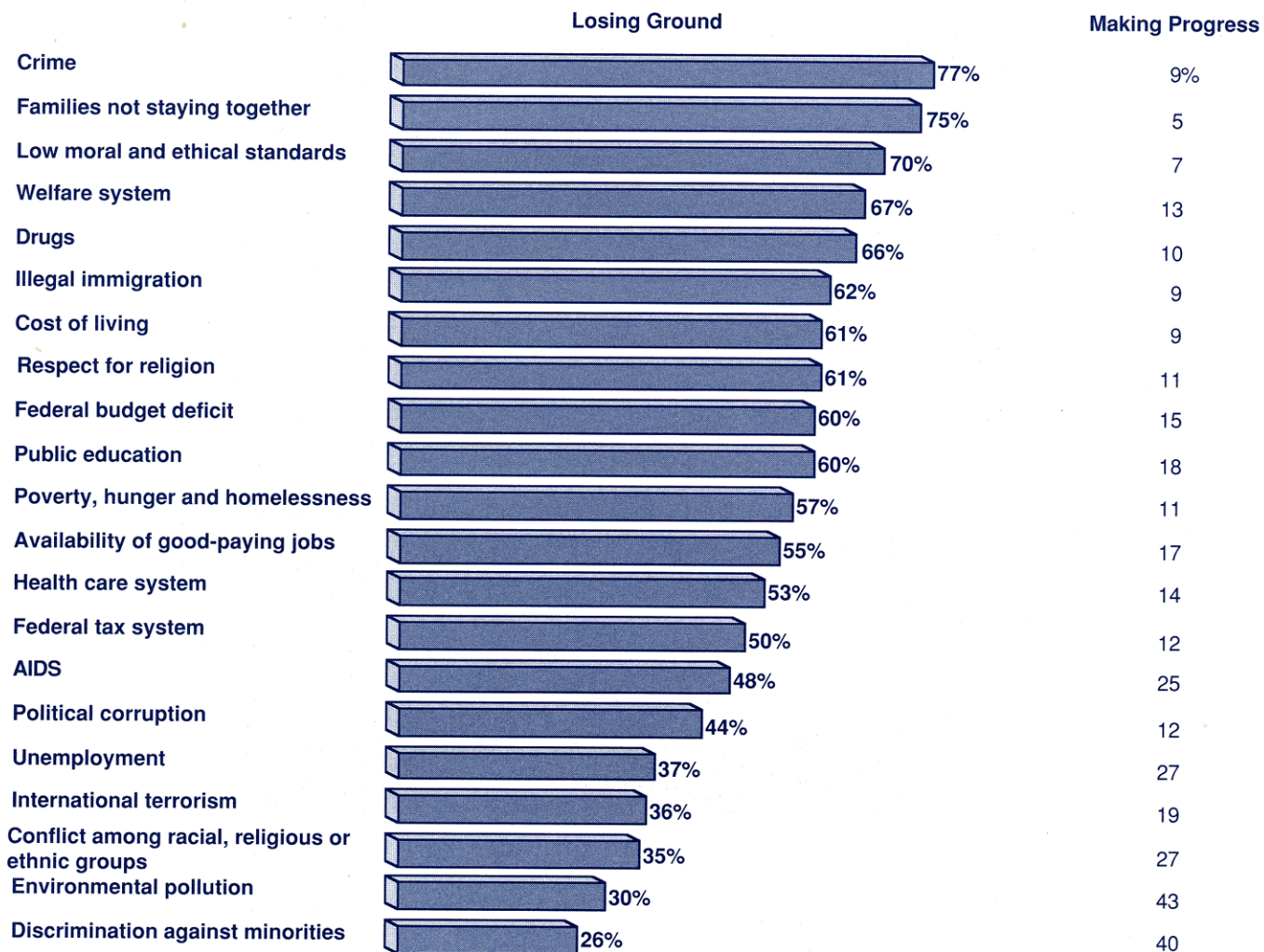


# The Nation

*How citizens assess their society is a pretty complicated question in any democracy. Some recent surveys help us toward an answer as to Americans' thinking today. (1) The areas where the highest proportions of us see the country losing ground involve "the moral dimension" (below, this page). (2) While we worry about future prospects, we see much of the promise of American life realized in our personal experience today (Top of Pg.57). And, (3) we don't see government as the key to extending national promise (Bottom of Pg. 57).*

## Losing Ground: A Large Moral Dimension

**Question:** Next, as I read you some problem areas, please tell me how you think each is affecting this country today. Do you think the problem of... \_\_\_ ... is about the same today, is the country making progress in this area or is the country losing ground?



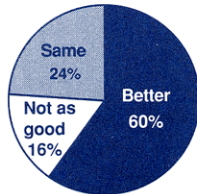
Source: Survey by Princeton Survey Research Associates for Times Mirror, April 6-9, 1995.

# The Nation

## How Fares the American Dream?

### Pretty Good, for Me

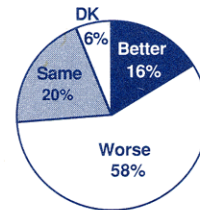
**Question:** Looking at your life as a whole these days, do you think you have a better life than your parents did, or is it not as good as your parents' life or is it about the same?



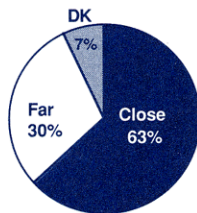
Source: Survey by CBS News/*New York Times*, March 9-12, 1995.

### Doubts, for the Future

**Question:** Do you think the future of the next generation of Americans will be better, or worse, or about the same as life today?

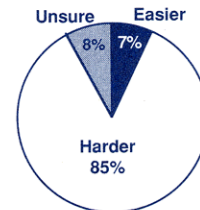


**Question:** Now, thinking about the American Dream—How close are you to achieving your version of the American Dream?



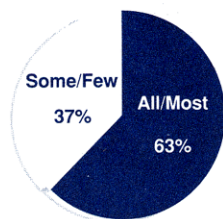
Source: Survey by The Tarrance Group & Mellman, Lazarus & Lake, April 2-4, 1995.

**Question:** Do you think the American Dream will be easier to achieve or harder to achieve for future generations?



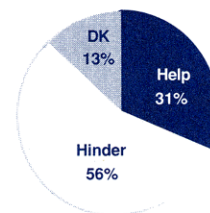
## Government's Role is Severely Challenged

**Question:** In today's society, do you think the American Dream is achievable for all Americans who are willing to work for it; for most Americans, but not all; only for some Americans; or for very few Americans, even if they are willing to work for it?

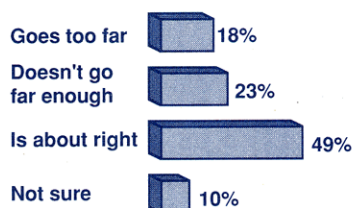


Source: Survey by Hart & Teeter Research Companies for the Council For Excellence In Government, March 16-18, 1995.

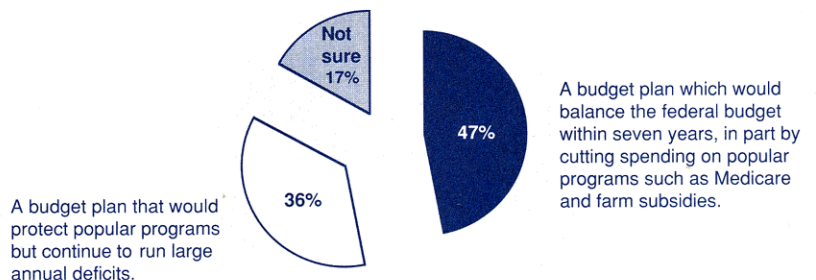
**Question:** Overall, do you think that government programs and policies do more to help or more to hinder your family in trying to achieve the American Dream?



**Question:** Some people have proposed a budget that would reduce the amount of money the federal government spends by about 30% by the end of the year 2002. Do you think this goes too far, doesn't go far enough, or is about right?



**Question:** In general, which of these two approaches do you favor:



Source: Survey by Yankelovich Partners for *Time/CNN*, May 10-11, 1995.

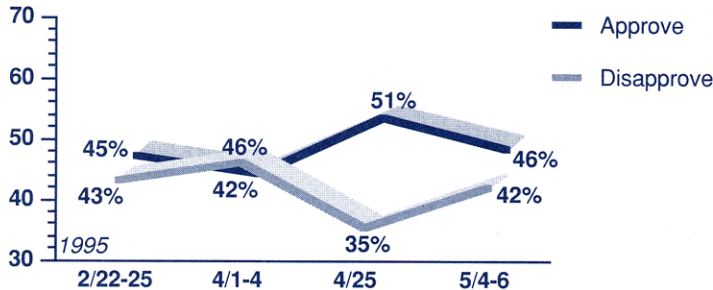


# PRESIDENT

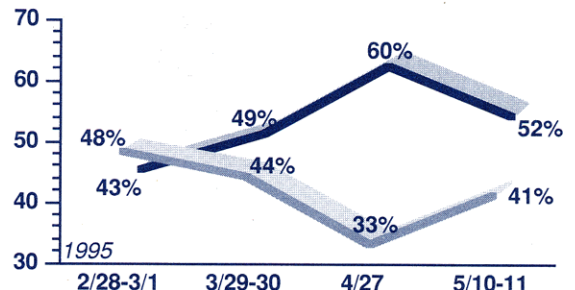
## Any Lift to President Clinton's Ratings from His Handling of the Oklahoma Tragedy was Temporary

### Nationally...

**Question:** Do you approve or disapprove of the way Bill Clinton is handling his job as president?



Source: Surveys by CBS/*New York Times*, latest that of May 4-6, 1995.

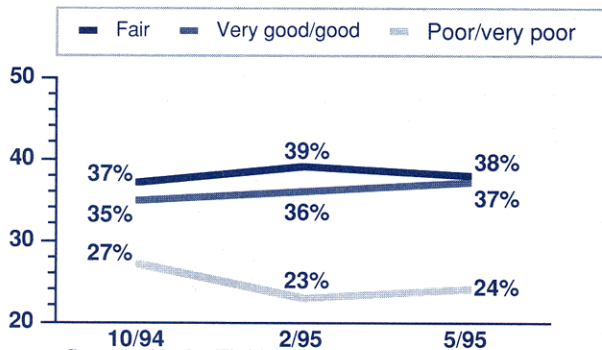


Source: Surveys by Yankelovich Partners for *Time/CNN*, latest that of May 10-11, 1995.

### The States...

#### California

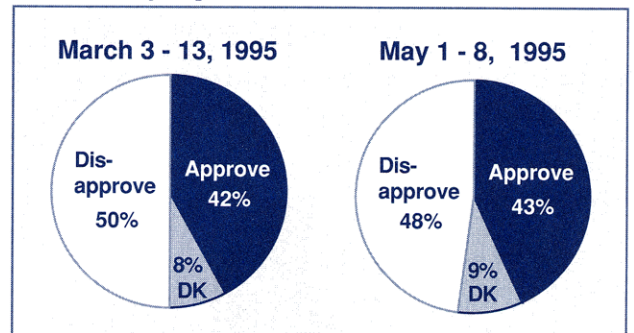
**Question:** What kind of job do you think Bill Clinton is doing as president?



Source: Surveys by the Field Poll, latest that of May 16-22, 1995.

#### Colorado

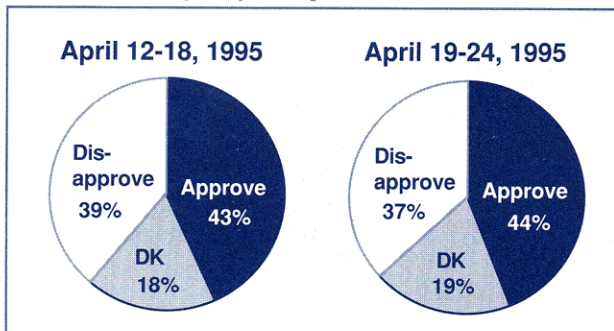
**Question:** Do you approve or disapprove of the job Bill Clinton is doing as president?



Source: Surveys by Talmey-Drake Research and Strategy for the *Denver Post*.

#### Georgia

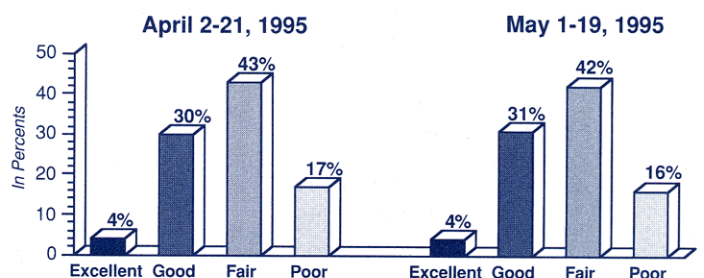
**Question:** Do you approve or disapprove of the way Bill Clinton is handling his job as president?



Source: Surveys by the Applied Research Center, Georgia State University.

#### Wisconsin

**Question:** How would you rate the job Bill Clinton is doing as president?



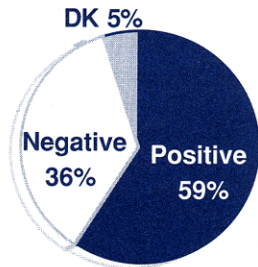
Source: Surveys by the Wisconsin Survey Research Laboratory, University of Wisconsin.

# Congress

When two polls taken in April asked for an overall assessment of the new Congress, clear majorities give it good marks. But when one of these surveys asked whether legislation being considered on balance helped or hurt a wide array of groups, it recorded bad marks.

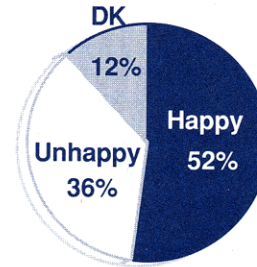
## The Republican Congress: A Good Rating

**Question:** Overall, how would you describe the Republican Congress' effect on the country so far?



Source: Survey by Hart & Teeter Research Companies for NBC/Wall Street Journal, April 3-4, 1995.

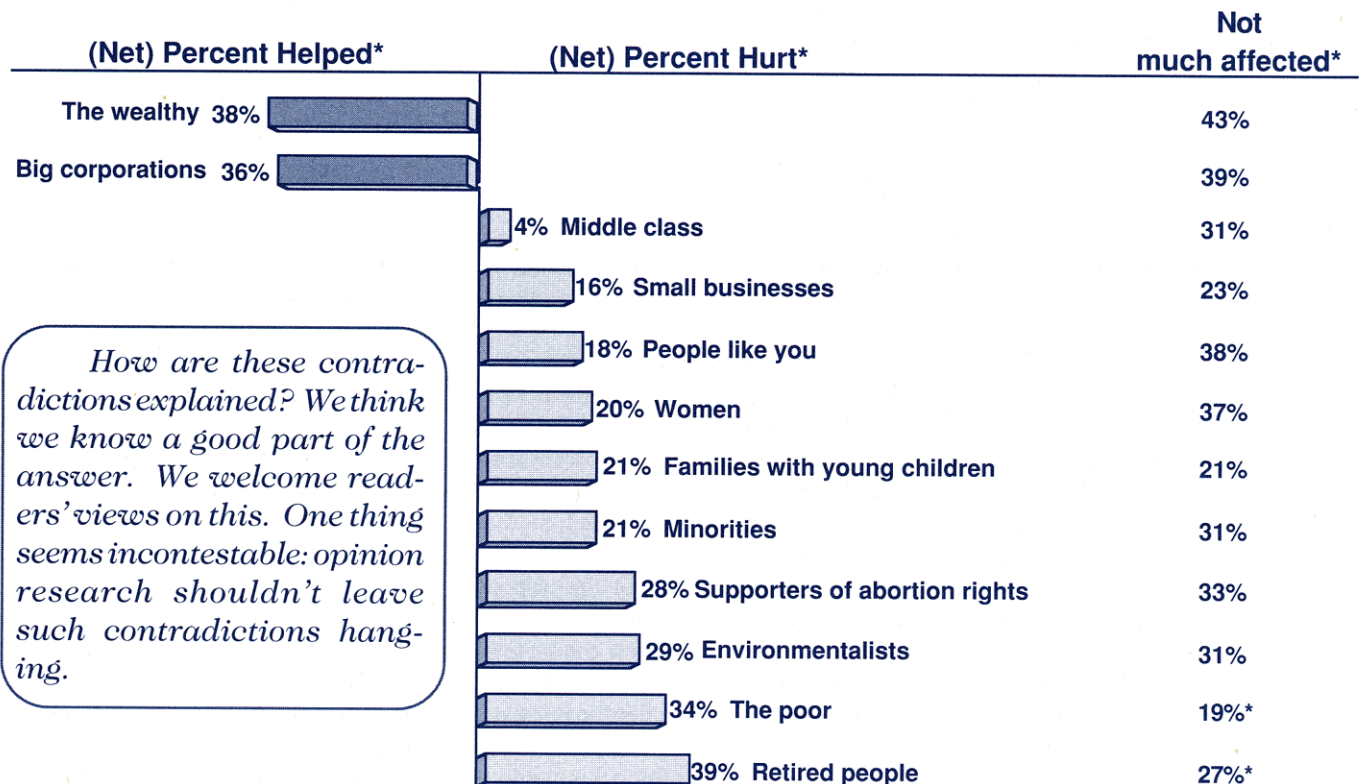
**Question:** In general, are you happy or unhappy that the Republican Party won control of the US Congress?



Source: Survey by Princeton Survey Research Associates for Times Mirror, April 6-9, 1995.

## Yet, Its Policies Are Seen As Hurting

**Question:** Please tell me if you think, on balance, each of the following groups would be helped, hurt, or not much affected by legislation considered by the new Congress so far. Do you think ... would be helped, hurt or not much affected?



*How are these contradictions explained? We think we know a good part of the answer. We welcome readers' views on this. One thing seems incontestable: opinion research shouldn't leave such contradictions hanging.*

\*Note: Displayed is the difference in percent between those saying the group is "helped" and those saying the group is "hurt." For example, 38% more respondents said the wealthy are "helped" than "hurt," while 4% more respondents said the middle class is "hurt" than "helped."

Source: Survey by Princeton Survey Research Associates for Times Mirror, April 6-9, 1995.