

Where the Trial Heats Showed the Presidential Contest in the Summer and Fall

Clinton Well Ahead; Perot's Support Waning

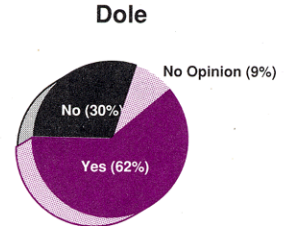
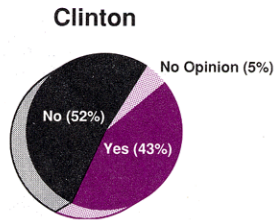
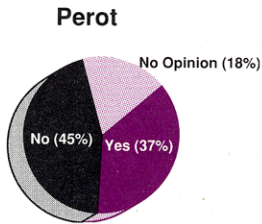
Organization/Date	Clinton	Dole	Perot	Organization/Date	Clinton	Dole	Perot
Gallup, 9/28-30	57	32	5	Gallup, 8/23-25	50	38	7
Reuters/Zogby, 9/28-30*	45	34	5	ABC, 8/22-24	47	38	9
Gallup, 9/26-28	51	37	6	PSRA/NW, 8/22-23	47	40	7
ABC, 9/25-29	52	37	5	Fox/Op.Dy., 8/22-23	45	38	9
Hotline, 9/24-26, 29	50	36	8	ICR/PN, 8/21-25	49	32	8
Gallup, 9/23-25	49	39	6	Public Op. Str., 8/20-22	45	36	6
Washington Post, 9/20-26	52	37	5	NBC/WSJ, 8/20-21	48	38	8
Gallup, 9/20-22	53	36	5	Reuters/Zogby, 8/18-20*	43	39	6
Hotline 9/19, 22-24	52	34	7	ABC, 8/17-18	49	37	10
PSRA/NW, 9/19-20	51	35	5	ICR/PN, 8/16-20	47	34	9
ABC, 9/18-22	52	40	4	Gallup, 8/16-18	48	41	7
ICR/PN, 9/18-24	51	36	6	CBS/NYT, 8/16-18	49	37	8
Gallup, 9/17-19	55	34	4	PSRA/NW, 8/15-16	44	42	3
Hotline, 9/15-18	46	40	7	ABC, 8/15, 18	44	40	11
Gallup, 9/14-16	50	36	6	ICR/PN, 8/14-18	46	38	10
ICR/PN, 9/13-17	48	37	9	Gallup, 8/14-15	49	39	7
NBC/WSJ, 9/12-17	51	38	5	ABC, 8/14-15	47	38	11
Gallup, 9/11-13	51	35	7	Hotline, 8/12-14	48	35	8
ABC, 9/11-15	49	41	5	NBC/MS, 8/12-13*	42	34	11
Hotline, 9/9-12	50	35	5	ABC, 8/12-13	47	37	12
Gallup, 9/8-10	55	34	5	ABC, 8/10-11	51	32	11
Los Angeles Times, 9/7-10	53	36	5	ICR/PN, 8/9-13	46	32	11
Roper Center, 9/6-11	50	37	6	PSRA/NW, 8/8-9	53	33	7
Fox/Op. Dy., 9/6	45	38	9	Gallup, 8/5-7	52	30	11
PSRA/Pew, 9/5-8	52	34	8	Los Angeles Times, 8/3-6	47	30	18
Harris, 9/5-8	52	37	7	CBS/NYT, 8/3-5	58	28	10
Gallup, 9/5-7	54	36	4	NBC/WSJ, 8/2-6	50	30	10
ICR/PN, 9/4-10	53	33	7	ICR/PN, 8/2-6	51	27	11
Yankelovich, 9/4-5	52	38	6	ABC, 8/1-5	48	32	15
Hotline, 9/3-5, 8	51	34	7	Reuters/Zogby, 8/1-5*	43	31	9
US News, 9/3-4	52	35	6	Yankelovich, 7/26-30	53	33	9
ABC/WP, 9/3-4	51	37	8	Gallup, 7/26-28	51	33	12
ABC, 9/3-4	51	40	7	PSRA/Pew, 7/25-26	44	34	16
Am. Viewpoint, 9/2-5	49	34	8	ICR/PN, 7/19-24	52	28	13
CBS/NYT, 9/2-4	54	36	6	Gallup, 7/18-21	51	31	13
Gallup, 9/2-4	53	36	5	ICR/PN, 7/12-16	45	33	11
Reuters/Zogby, 9/2-4*	48	33	6	NBC/MS, 7/12-14	50	25	13
Gallup, 8/30-9/1	55	34	6	EPIC-MRA/Mitchel, 7/10-11	43	33	12
Gallup, 8/28-29	51	38	7	Yankelovich, 7/10-11	48	32	13
PSRA/NW, 8/28-29	54	33	5	Harris, 7/9-13	54	29	16
ABC, 8/27-28	52	35	7	ICR/PN, 7/3-7	49	32	11
Hotline, 8/26-28	46	38	6	ICR/PN, 6/28-7/2	46	34	10
CBS, 8/26-28	51	36	8	ABC/WP, 6/27-30	47	32	17
NBC/MS, 8/26-27*	47	34	6	Gallup, 6/18-19	50	29	17
ABC, 8/25-26	51	36	8	Harris, 6/6-10	45	27	12
ABC, 8/24-25	47	38	9	U.S. News, 6/1-3	48	35	11
ICR/PN, 8/23-27	49	35	7				

Note: All items include "leaners" unless designated by an *. With a few exceptions, the responses shown are of registered voters through Labor Day, and "likely voters" thereafter.

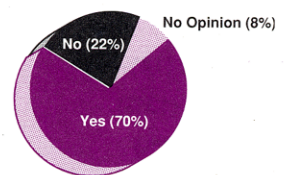
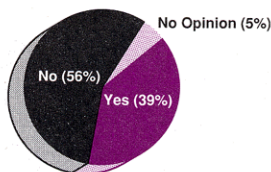
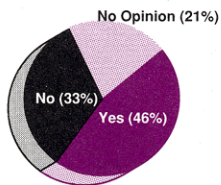
Both Clinton and Dole Have Areas of Distinct Strength and Weakness; Perot Trails on All Dimensions

Question: ...Please tell me whether or not each applies to each presidential candidate...

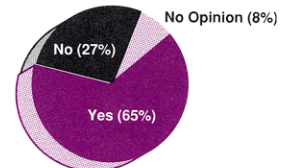
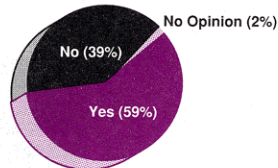
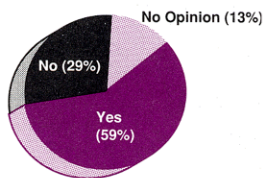
...He is honest and trustworthy...?



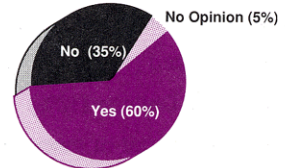
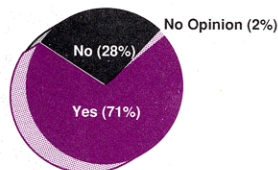
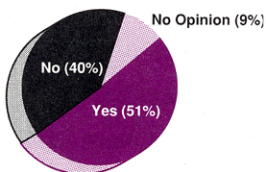
...He has high personal moral and ethical standards...?



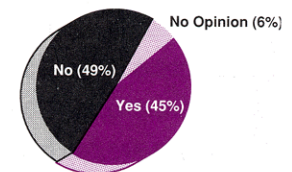
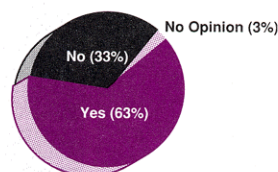
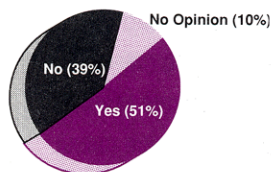
...He stands up for what he believes in...?



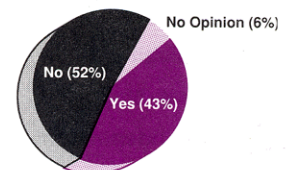
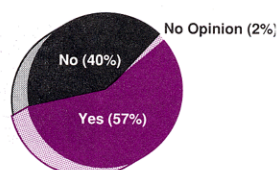
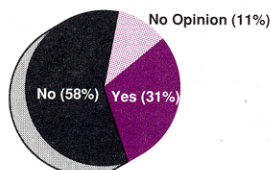
...He has a vision for the future of the country...?



...He has new ideas...?



...He understands the problems of people like you...?



Source: Survey by ABC News/Washington Post, September 3-4, 1996.

On Congressional Vote Intent, the August and September Soundings Have Differed Sharply

Question: If the elections for Congress were being held today, which party's candidate would you vote for in your Congressional district—the Democratic Party's candidate or the Republican Party's candidate? (If undecided or other) As of today, do you lean more to the Democratic Party's candidate or to the Republican Party's candidate?

Dem.	Rep.	Und./Other	Date (Sample)	Survey Organization
36	35	*29	9/28-30 (LV)	Reuters/Zogby
48	41	11	9/25-29	ABC News
41	40	19	9/24-26, 29	Hotline/Battleground
48	45	7	9/20-22 (LV)	Gallup/CNN/USA Today
40	39	21	9/19, 22-24	Hotline/Battleground
48	43	9	9/19-20	PSRA/Newsweek
50	43	7	9/18-22	ABC News
38	42	20	9/15-18	Hotline/Battleground
52	42	6	9/13-15 (LV)	Gallup/CNN/USA Today
42	36	22	9/12-17	NBC/WSJ
49	45	6	9/11-15	ABC News
41	38	21	9/9-12	Hotline/Battleground
50	40	10	9/7-10	Los Angeles Times
42	39	19	9/6-11	Roper Center
42	36	*23	9/6-8	Wirthlin Worldwide
50	40	10	9/6-8	Gallup/CNN/USA Today
51	43	6	9/5-8	PSRA/Pew Center
48	42	10	9/4-5	Yankelovich/Time/CNN
40	37	23	9/3-5,8	Hotline/Battleground
48	44	8	9/3-4	ABC/WP
48	43	9	9/2-5	American Viewpoint
42	41	*17	9/2-4 (LV)	Reuters/Zogby
44	40	*16	9/2-4	CBS/NYT
51	41	8	8/30-9/1	Gallup/CNN/USA Today
53	39	9	8/28-29	ABC News
39	39	22	Aug. 25, '96	Hotline/C. Tribune/Battleground
51	40	9	8/27-28	ABC News
45	36	*19	8/26-28	CBS News
51	41	8	8/26-27	ABC News
38	41	21	8/26-27	Hotline/C. Tribune/Battleground
51	41	8	8/25-26	ABC News
48	43	10	8/24-25	ABC News

Dem.	Rep.	Und./Other	Date (Sample)	Survey Organization
47	43	9	8/22-24	ABC News
39	39	23	8/20-22	Public Opinion Strategies
38	37	25	8/20-21	NBC/WSJ
41	38	*21	8/18-20 (LV)	Reuters/Zogby
49	42	9	8/18-19	ABC News
49	42	9	8/17-18	ABC News
49	43	8	8/17-20	American Viewpoint
39	39	*22	8/16-18	Wirthlin Worldwide
49	45	6	8/16-18	Gallup/CNN/USA Today
43	41	*16	8/16-18	CBS/NYT
45	46	9	8/15-18	ABC News
46	43	10	8/14-15	ABC News
40	38	22	Aug. 14, '96	Hotline/SD Un. Trib./Battleground
48	42	10	8/13-14	ABC News
39	41	20	Aug 13, '96	Hotline/SD Un. Trib./Battleground
41	38	*21	8/12-14	CBS News
41	39	20	Aug. 12, '96	Hotline/SD Un. Trib./Battleground
49	43	8	8/12-13	ABC News
49	42	9	8/11-12	ABC News
49	40	11	8/10-11	ABC News
44	47	9	8/8-9	PSRA/Newsweek
42	39	19	8/7-8 (LV)	Fox News/Opinion Dynamics
51	39	10	8/7-8	Yankelovich/Time/CNN
49	41	10	8/6-10	ABC News
47	43	10	8/6-8	American Viewpoint
48	44	8	8/5-7	Gallup/CNN/USA Today
47	43	10	8/3-6	Los Angeles Times
46	39	*15	8/3-5	CBS/NYT
38	38	*24	8/2-6	NBC/WSJ
39	41	*20	8/2-4	Wirthlin Worldwide
49	43	8	8/1-5 (NA)	ABC/WP

Note: Question wording varies slightly from organization to organization. Asked of registered voters except where noted. LV = Likely Voters; NA = National Adults. * = Respondents who replied "other" or "undecided" were not asked toward which party they were leaning. All other items include leaners.