

## The National Crime Victimization Surveys Show Marked Declines in Respondents' Reports of Rape, Burglary, and Robbery; Modest Declines in Other Types of Crime


Year	Rape	Burglary	Robbery	Assault	All Violent Crime
1973	2.3	110.0	6.9	38.3	48.6
1975	2.3	110.0	7.0	39.1	48.9
1980	2.3	101.2	6.8	40.3	49.6
1985	1.8	75.2	5.3	38.0	44.7
1990	1.5	64.6	5.9	39.2	44.1
-----					
1991	2.3	64.7	6.1	40.5	48.0
1992	1.8	58.6	6.1	40.0	49.0
1993	1.5	59.9	6.1	42.9	51.3
1994	1.5	54.4	6.1	42.7	50.8
1995	1.1	47.4	5.3	37.6	44.5
1995 rate as a percent of 1973 rate:	48%	43%	77%	98%	92%

**Note:** Victimization rates are per 1,000 persons age 12 or older, or, in the case of "burglary," per 1,000 households.

Because the National Crime Victimization Survey was redesigned in 1992, rates for the period 1973-91 had to be adjusted to make them comparable to the findings of the later victimization surveys. The adjustments were made using methods presented in Michael R. Rand, James P. Lynch, and David Cantor, *Criminal Victimization, 1973-95*, NCJ-163069, April 1997.

**Sources:** Bruce M. Taylor, *Changes in Criminal Victimization, 1994-95*, Bureau of Justice Statistics publication NCJ-162032, April 1997, and Bureau of Justice Statistics, *Criminal Victimization in the United States: 1973-92 Trends*, NCJ-147006, July 1994.

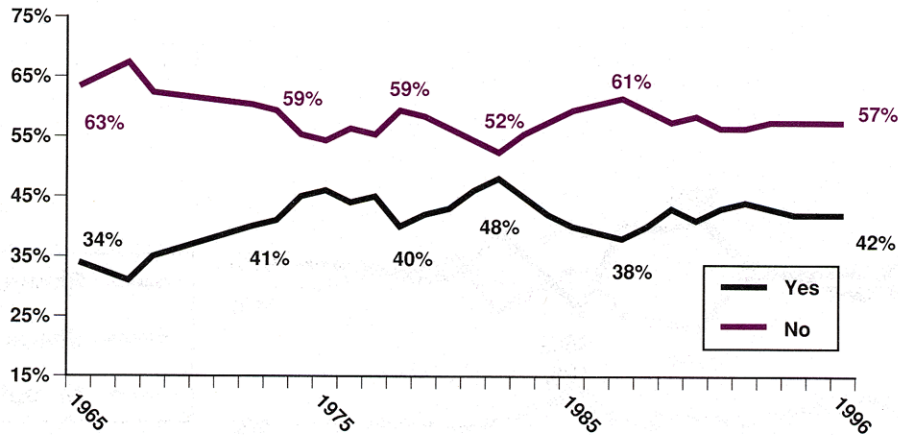
## Murders Down Dramatically in New York City



**Source:** Division of Criminal Justice Services, *Criminal Justice Indicators New York City: 1980-1996*.

## Large Numbers Afraid To Walk Alone At Night In Their Neighborhoods, Though Majorities Not Afraid

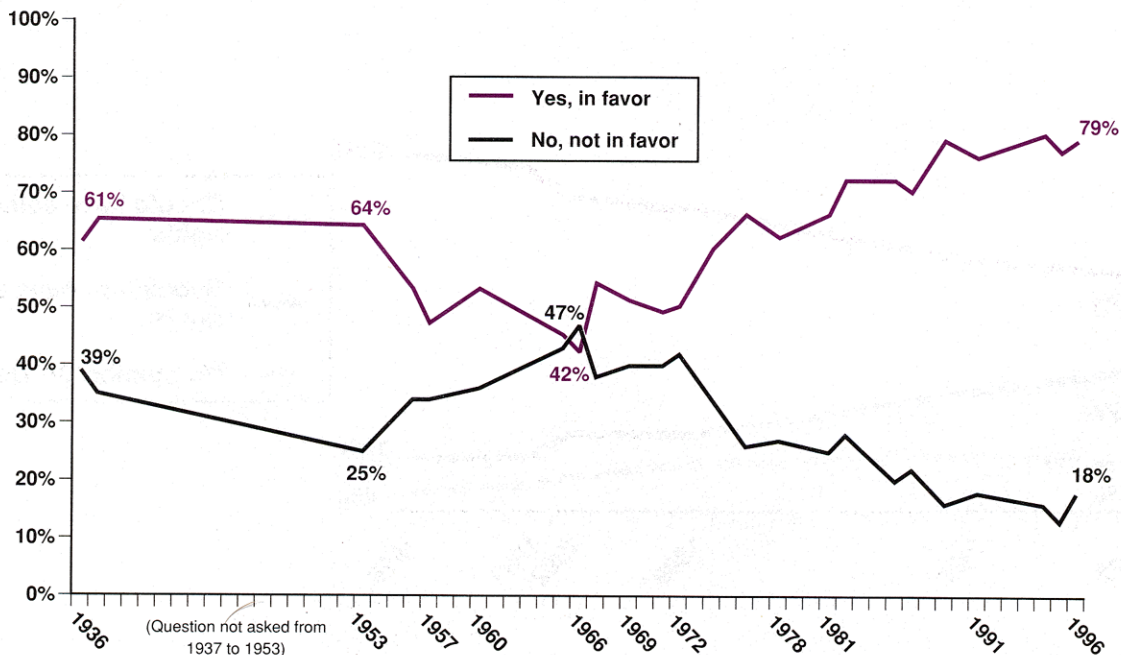
**Question:** Is there any area right around here—that is, within a mile—where you would be afraid to walk alone at night?



**Source:** Surveys by the Gallup Organization in the years 1965, 1967, 1968, 1972, 1975, 1979, 1981, 1982, 1983, 1989, 1992; by the National Opinion Research Center-General Social Survey (GSS) in 1973, 1974, 1976, 1977, 1980, 1984-1988, 1993, 1996; by NBC News/*Wall Street Journal* in 1978; and by CBS News/*New York Times* in 1994 and 1995.

## A Broad Call To “Get Tougher,” Which Extends To Strong Growing Support For The Death Penalty

**Question:** Are you in favor of the death penalty for a person convicted of murder?



**Source:** Surveys by the Gallup Organization, latest that of April 1996.